

"Christmas Cheer"

2016 Free "Christmas in July" Quilt Project
from BOMQuilts.com & AbbiMays.com


BOMquilts.com



Christmas in July
2016 at BOMquilts.com

Free original quilt patterns &
projects each week in July!

Please Note: While TK Harrison's religious affiliation is as a Lutheran Christian, she designs her quilts with others in mind. If the fabrics and/or colors are not applicable to your religious affiliation, feel free to substitute with those of your choice.



"Christmas Cheer" brings out the kid in all of us! It's a fun paper-pieced pattern with large blocks that resembles something different each time you look at it!

www.BOMquilts.com!

Finished Quilt = 61" x 76"

Finished Block Size = 15" - Unfinished Block Size = 15 1/2"

Purchase your Christmas Fabric from www.AbbiMays.com

All Seams a precise 1/4"

Read ALL Instructions Before Beginning

Fabric Requirements for the "Christmas Cheer" Quilt

White	2 yards (includes Border #1)
Green	2 yards (includes Binding)
Red	3 yards (includes Border #2)

Fabric Cuts for the "Christmas Cheer" Quilt

Using the attached paper-pieced diagram and the attached paper-pieced template, cut out your fabrics accordingly. You will need FIFTEEN (15) "Christmas Cheer" quilt blocks.

White	Cut & piece a 2 1/2" x 60 1/2" strip (left & right Border #1)
White	Cut & piece a 2 1/2" x 49 1/2" strip (top & bottom Border #1)
Red	Cut & piece a 6" x 64 1/2" strip (left & right Border #2)
Red	Cut & piece a 6" x 60 1/2" strip (top & bottom Border #2)
Green	Cut & piece enough 2 1/2" x WOF strips (Binding)

This pattern has been tested, to the best of our ability. If your block does not come out the size shown, please try adjusting your needle position to the appropriate position (left or right) and see if you get the correct block size.

© 2016 BOMQuilts.com - All Rights Reserved
For Personal Use ONLY

"Christmas Cheer"

2016 Free "Christmas in July" Quilt Project
from BOMQuilts.com & AbbiMays.com

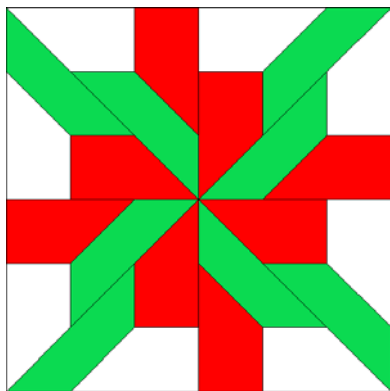


Christmas in July
2016 at BOMquilts.com

Free original quilt patterns &
projects each week in July!

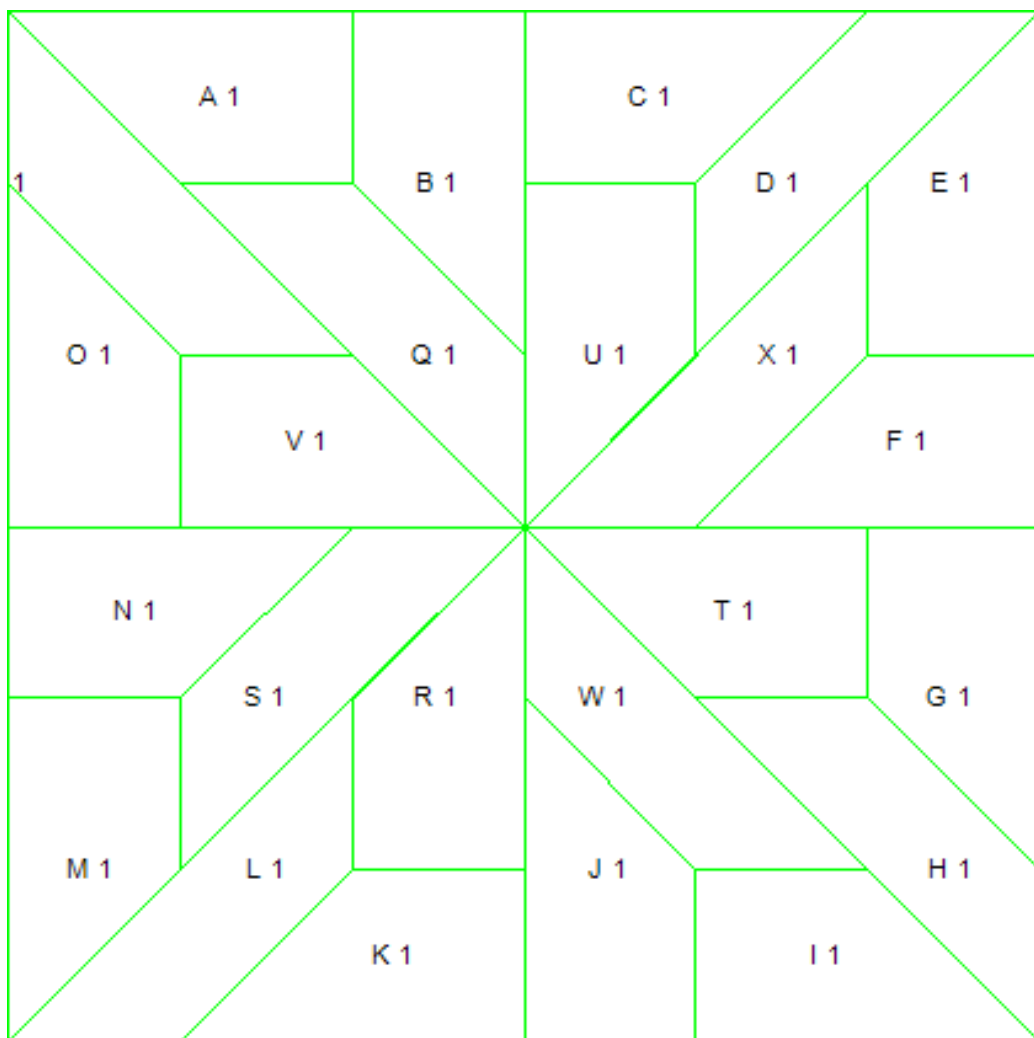
Please Note: While TK Harrison's religious affiliation is as a Lutheran Christian, she designs her quilts with others in mind. If the fabrics and/or colors are not applicable to your religious affiliation, feel free to substitute with those of your choice.

Finished Block Size = 15" - Unfinished Block Size = 15 1/2"



"Christmas Cheer" Quilt
Block
Make FIFTEEN (15)

Paper-Pieced Quilt Block Diagram



This pattern has been tested, to the best of our ability. If your block does not come out the size shown, please try adjusting your needle position to the appropriate position (left or right) and see if you get the correct block size.

© 2016 BOMQuilts.com - All Rights Reserved
For Personal Use ONLY

"Christmas Cheer"

2016 Free "Christmas in July" Quilt Project
from BOMQuilts.com & AbbiMays.com

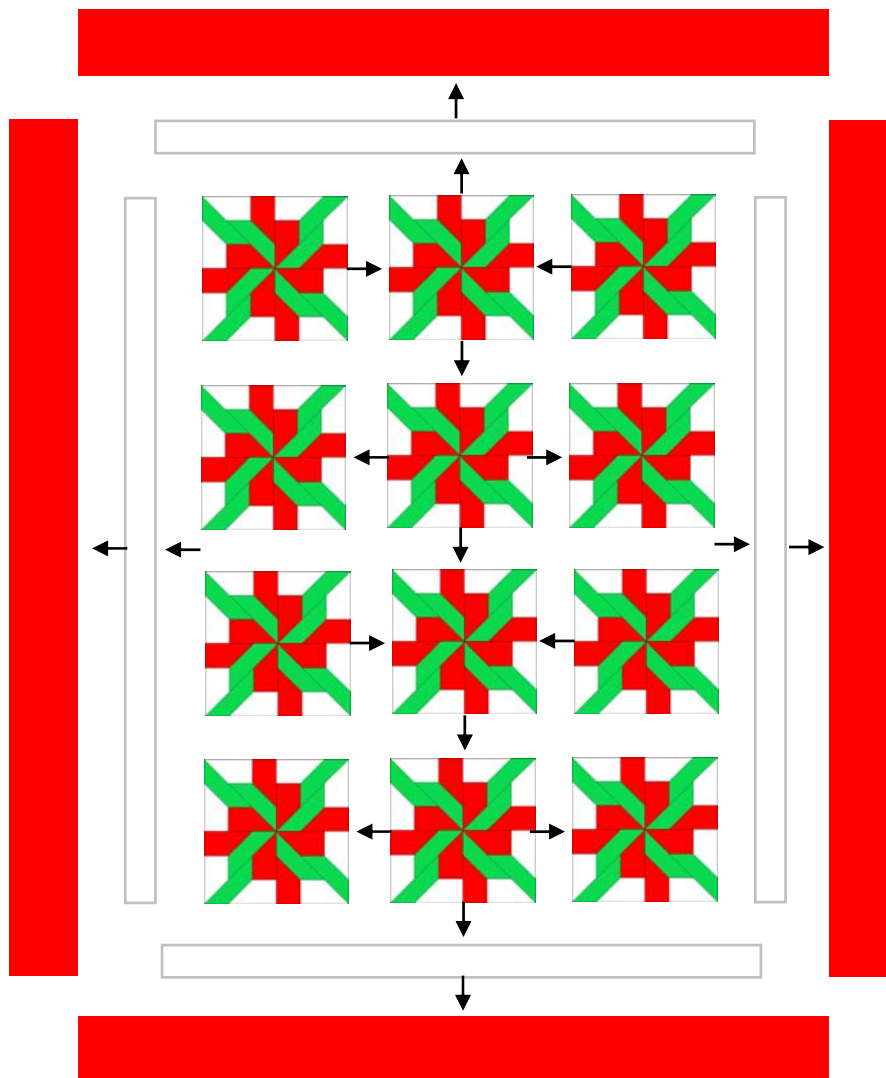
BOMquilts.com



Christmas in July
2016 at BOMquilts.com

Free original quilt patterns &
projects each week in July!

Finishing the "Christmas Cheer" Quilt



Next, make your quilt sandwich and quilt as desired.

Finally, sew your Binding strips together and bind your quilt!

This pattern has been tested, to the best of our ability. If your block does not come out the size shown, please try adjusting your needle position to the appropriate position (left or right) and see if you get the correct block size.

© 2016 BOMQuilts.com - All Rights Reserved
For Personal Use ONLY

"Christmas Cheer" Paper-Pieced Template
15" finished block

