


# TT Calendar Quilt

Make a Calendar Quilt and/or Make a Quilt Calendar!

2007 BOM Project from BOMQuilts.com & AbbiMays.com

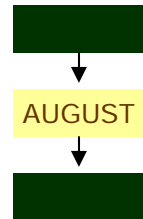

## July 2007 Block Set

### Beginning Quilter's Monthly Block - All Seams 1/4"



Fabric	Cut
Green	Cut TWO (2) 1 5/8" X 4" strips
Ecru (beige)	Cut ONE (1) 1 5/8" X 4" strip
Red	Cut TWO (2) 2 1/4" X 4" strips
Tan	Cut TWO (2) 2 1/4" x 7 1/2" strips

- 1) You may write or embroider (by hand or machine) AUGUST on the Ecru strip. If you embroider, be sure to use a stabilizer behind the fabric. Once done, sew a Green strip to the top and bottom of the Ecru strip, pressing toward the Green strips:



- 2) Then sew the Tan strips to the top and bottom of this set, pressing toward the Ecru strips:



- 3) Finally, sew the longest Tan strips to the outside of your center strips, pressing toward the new Tan strips:

