




**Block 4:
Rail Fence**



NOTE: Because this is a quilt made with a number of lovely-colored fabrics, we are giving you the basic color for each block, but please use your creativity with the fabrics in the kit to create your own, unique style with your blocks. Additionally, our cutting chart for the Baby Quilt will be for the "Udder Cowboy" fabrics and our cutting chart for the Twin Quilt will be the "Butterfly Fling" fabrics. Use your imagination!

All Seams 1/4"
Finished Baby Quilt = 36" x 45"
Finished Block for Baby Quilt = 9"
Unfinished Block for Baby Quilt = 9 1/2"

Finished Twin Quilt = 63" x 81"
Finished Block for Twin Quilt = 18"
Unfinished Block for Twin Quilt = 18 1/2"

Fabric: "Udder Cowboy" from Sew Treasured for Moda Fabrics
or
"Butterfly Fling" from Me & My Sister for Moda Fabrics

Press in the direction of the arrows.

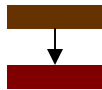
Baby Quilt (9" blocks)

Fabric	Cut
Brown, Red, Tan, White	FOUR (4) 1 5/8" x 5" strips of EACH color

Twin Quilt (18" blocks)

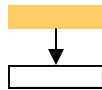
Fabric	Cut
Green (2 different fabrics)	FOUR (4) 2 3/4" x 9 1/2" strips of EACH color
Pink (2 different fabrics)	FOUR (4) 2 3/4" x 9 1/2" strips of EACH color

1



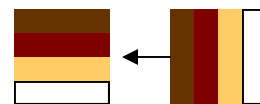
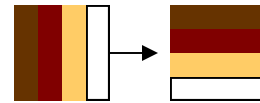
*Make
FOUR
(4)*

2

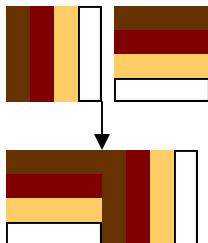


*Make
FOUR
(4)*

3



4



Finished Blocks