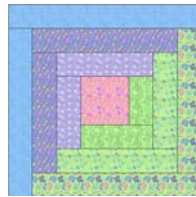


**Block 6:  
Log Cabin**



**NOTE:** Because this is a quilt made with a number of lovely-colored fabrics, we are giving you the basic color for each block, but please use your creativity with the fabrics in the kit to create your own, unique style with your blocks. Additionally, our cutting chart for the Baby Quilt will be for the "Udder Cowboy" fabrics and our cutting chart for the Twin Quilt will be the "Butterfly Fling" fabrics. Use your imagination!

**All Seams 1/4"**  
**Finished Baby Quilt = 36" x 45"**  
**Finished Block for Baby Quilt = 9"**  
**Unfinished Block for Baby Quilt = 9 1/2"**

**Finished Twin Quilt = 63" x 81"**  
**Finished Block for Twin Quilt = 18"**  
**Unfinished Block for Twin Quilt = 18 1/2"**

**Fabric: "Udder Cowboy" from Sew Treasured for Moda Fabrics**  
**or**  
**"Butterfly Fling" from Me & My Sister for Moda Fabrics**

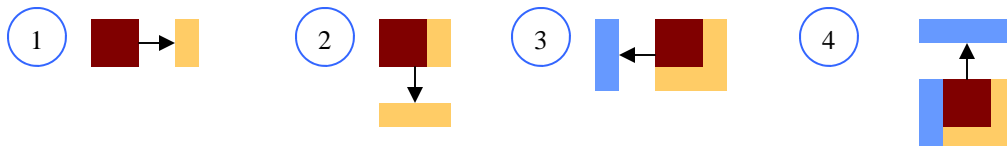
*Press in the direction of the arrows.*

### Baby Quilt (9" blocks)

Fabric	Cut
Red	ONE (1) 2 3/4" square
Tan #1	ONE (1) 1 5/8" x 2 3/4" strip
Tan #1 & Blue #1	ONE (1) 1 5/8" x 3 7/8" strip EACH color
Blue #1 & Tan #2	ONE (1) 1 5/8" x 5" strip EACH color
Tan #2 & Blue #2	ONE (1) 1 5/8" x 6 1/8" strip EACH color
Blue #2 & Tan #3	ONE (1) 1 5/8" x 7 1/4" strip EACH color
Tan #3 & Blue #3	ONE (1) 1 5/8" x 8 3/8" strip EACH color
Blue #3	ONE (1) 1 5/8" x 9 1/2" strip


### Twin Quilt (18" blocks)

Fabric	Cut
Pink	ONE (1) 5" square
Green #1	ONE (1) 2 3/4" x 5" strip
Green #1 & Purple #1	ONE (1) 2 3/4" x 7 1/4" strip EACH color
Purple #1 & Green #2	ONE (1) 2 3/4" x 9 1/2" strip EACH color
Green #2 & Purple #2	ONE (1) 2 3/4" x 11 3/4" strip EACH color
Purple #2 & Green #3	ONE (1) 2 3/4" x 14" strip EACH color
Green #3 & Blue	ONE (1) 2 3/4" x 16 1/4" strip EACH color
Blue	ONE (1) 2 3/4" x 18 1/2" strip

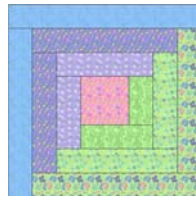


# "Pioneer Sampler" 2009 BOM Quilt

An Original Quilt Designed by TK Harrison, BOMquilts.com  
 Brought to you by BOMquilts.com and AbbiMays.com



**Block 6:  
Log Cabin**




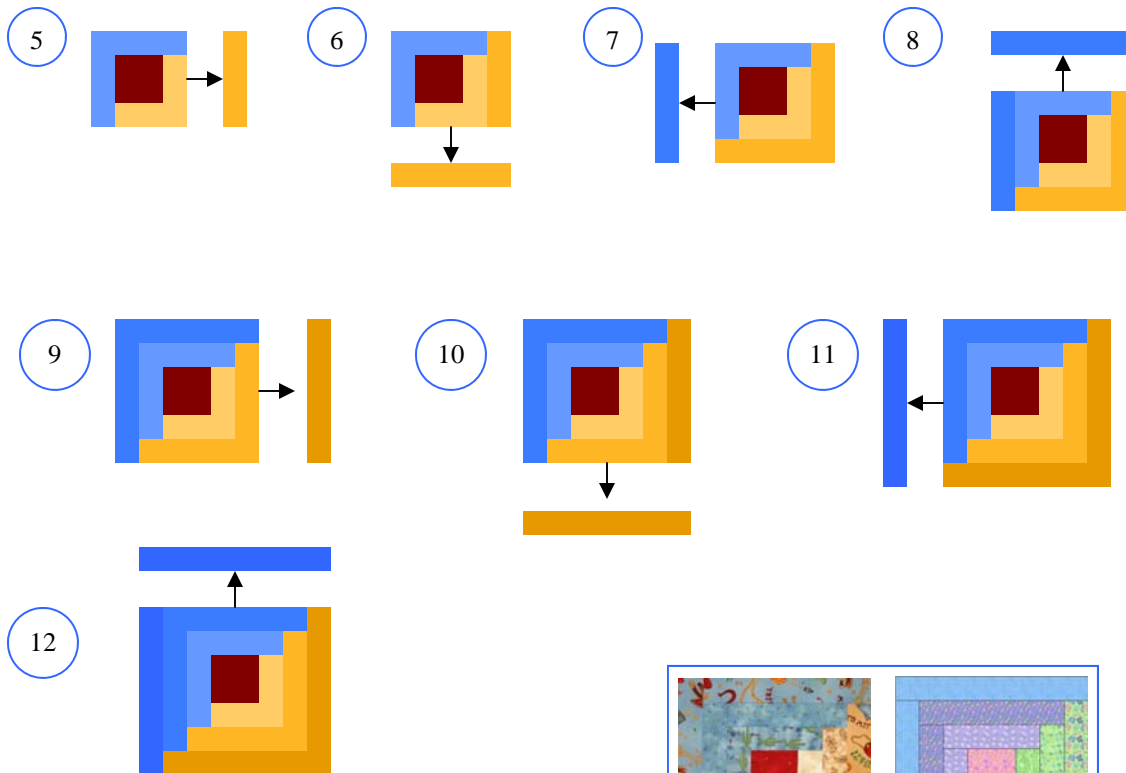
**NOTE:** Because this is a quilt made with a number of lovely-colored fabrics, we are giving you the basic color for each block, but please use your creativity with the fabrics in the kit to create your own, unique style with your blocks. Additionally, our cutting chart for the Baby Quilt will be for the "Udder Cowboy" fabrics and our cutting chart for the Twin Quilt will be the "Butterfly Fling" fabrics. Use your imagination!

**All Seams 1/4"**  
**Finished Baby Quilt = 36" x 45"**  
**Finished Block for Baby Quilt = 9"**  
**Unfinished Block for Baby Quilt = 9 1/2"**

**Finished Twin Quilt = 63" x 81"**  
**Finished Block for Twin Quilt = 18"**  
**Unfinished Block for Twin Quilt = 18 1/2"**

**Fabric: "Udder Cowboy" from Sew Treasured for Moda Fabrics**  
**or**  
**"Butterfly Fling" from Me & My Sister for Moda Fabrics**

*Press in the direction of the arrows.*



Finished Blocks