



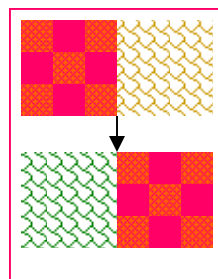
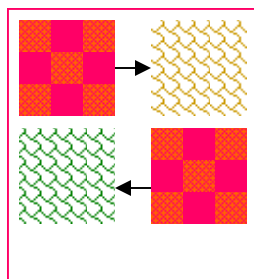
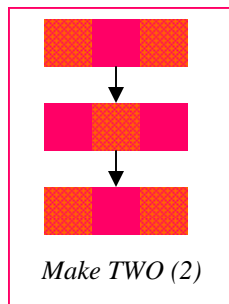
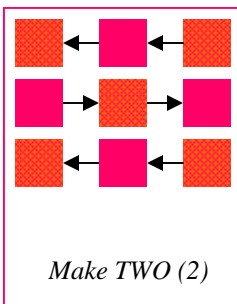
All Seams 1/4"
Finished Quilt = 57"
Finished Block for Quilt = 14"
Unfinished Block for Quilt = 14 1/2"

**Fabric: "Georgia" Designed by Pat Sloan
 from P & B Textiles**

Purchase the Kit from www.AbbiMays.com

"Georgia Sunshine" Installment 5 Instructions - Make ONE (1) Block

Fabric	Cut
Pink dots	Cut EIGHT (8) 2 7/8" squares
Pink Flowers	Cut TEN (10) 2 7/8" squares
Green Swirl	Cut ONE (1) 7 1/2" square
Gold Swirl	Cut ONE (1) 7 1/2" square

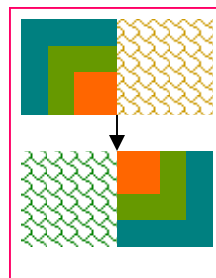
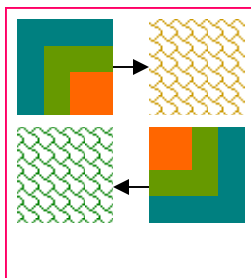
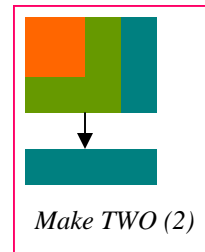
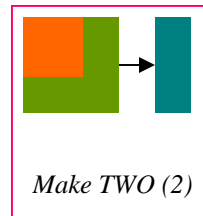
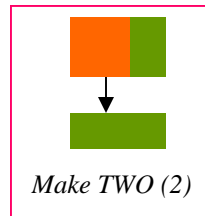
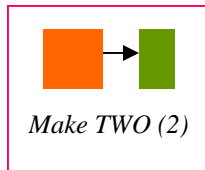


Continue to Next Page

Purchase your "Georgia Sunshine" 2010 Six-Month Block of the Month free quilt project from BOMquilts.com fabric from www.AbbiMays.com - the online quilt fabric shop that's ALWAYS open!

"Georgia Sunshine" Installment 5 Instructions - Make ONE (1) Block

Fabric	Cut
Turquoise	Cut TWO (2) 2 1/4" x 5 3/4" strips
Turquoise	Cut TWO (2) 2 1/4" x 7 1/2" strips
Green	Cut TWO (2) 2 1/4" x 4" strips
Green	Cut TWO (2) 2 1/4" x 5 3/4" strips
Orange	Cut TWO (2) 4" squares
Green Swirl	Cut ONE (1) 7 1/2" square
Gold Swirl	Cut ONE (1) 7 1/2" square



Purchase your "Georgia Sunshine" 2010 Six-Month Block of the Month free quilt project from BOMquilts.com fabric from www.AbbMays.com - the online quilt fabric shop that's ALWAYS open!