

"Santorini Stars" 2010 BOM Quilt

An Original Quilt Designed by TK Harrison, BOMquilts.com
Brought to you by BOMquilts.com and AbbiMays.com



Traditional meets Modern in this fun, raw-edge appliqué quilt, that is an original design from TK Harrison of BOMquilts.com. Come join us on the 10th of each month in 2010 as we make this stunning (and SIMPLE) quilt top at www.BOMquilts.com!

All Seams 1/4"
Finished Quilt = 57 1/2" x 72"
Finished Block for Quilt = 14 1/2"
Unfinished Block for Quilt = 15"

Fabric: "Santorini" from Moda Fabrics

Purchase the Kit from www.AbbiMays.com


Because you should have 31 fat quarters, we are leaving the color selections up to you. We will give you instructions for the fabric cuts based on general colors in this fabric line. Please be creative and have FUN!

"Santorini" Block #3




Fabric	Cut (most of the cuts on this quilt are made with a pinking rotary blade. You may use your own judgment as to how you want to cut your fabrics)
Yellow	ONE (1) 15" square
Green	SIX (6) of the included template

1



Use your iron to press your square in half twice, so you can center the design on the square.

2



Place your template pieces on the pressed lines and center as shown (centers touching), and sew into place with a straight stitch 1/4" (on the template piece) from the edge.

Press your block to remove the pressed lines and you're done!

Template on the following page.

"Santorini Stars" 2010 BOM Quilt

An Original Quilt Designed by TK Harrison, BOMquilts.com
Brought to you by BOMquilts.com and AbbiMays.com



Traditional meets Modern in this fun, raw-edge appliqué quilt, that is an original design from TK Harrison of BOMquilts.com. Come join us on the 10th of each month in 2010 as we make this stunning (and SIMPLE) quilt top at www.BOMquilts.com!

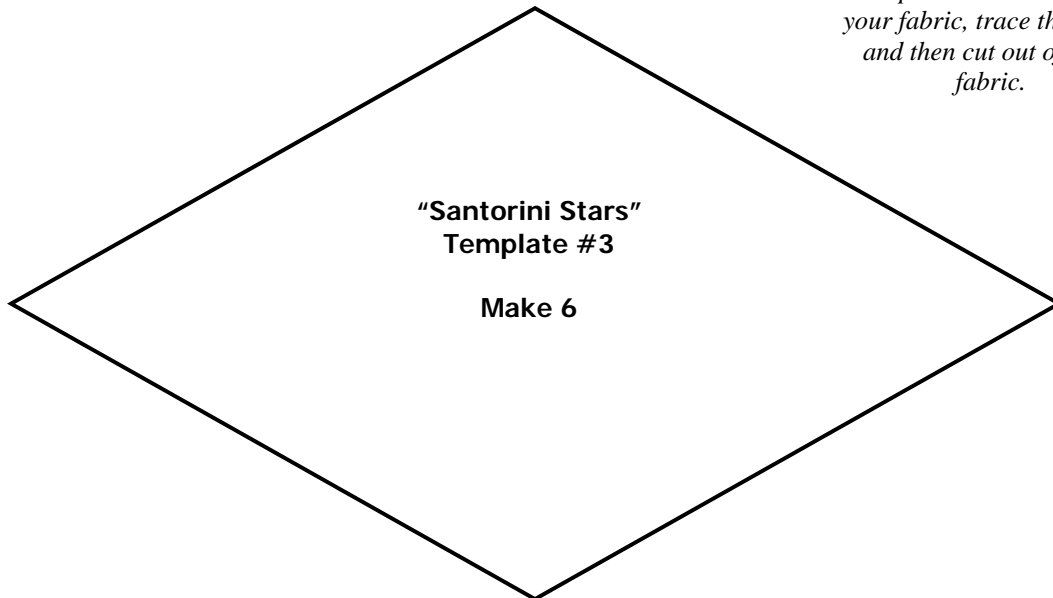
All Seams 1/4"
Finished Quilt = 57 1/2" x 72"
Finished Block for Quilt = 14 1/2"
Unfinished Block for Quilt = 15"

Fabric: "Santorini" from Moda Fabrics

Purchase the Kit from www.AbbiMays.com

Because you should have 31 fat quarters, we are leaving the color selections up to you. We will give you instructions for the fabric cuts based on general colors in this fabric line. Please be creative and have FUN!

"Santorini" Block #3 Template



Cut SIX (6) of these templates. If you want to use fusible web, cut that first and press it to the back of your fabric, trace the shape and then cut out of your fabric.