




Let's make it easy and SEW this fun Churn Dash nine-patch, creating beauty from the basics! www.BOMquilts.com

All Seams 1/4"
Finished Quilt = 60" x 77 1/2"
Finished Block for Quilt = 15"
Unfinished Block for Quilt = 15 1/2"

Fabric: "Bittersweet" Designed by Nancy Halvorsen from Benartex

Purchase the Kit from www.AbbiMays.com

Since there are a number of colorways in this fabric line, I will use the basic color of the fabric and you use your own ingenuity to choose which fabrics you feel would be the best match for placement. The most important fabrics to keep track of are the focus fabrics and light fabrics in the half-square triangles at the corners of each of your blocks. They are not used elsewhere except in the sashing and borders.



*Bittersweet Churning
Block 2*

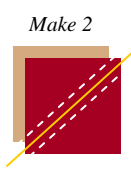
Cutting for Block 2:

Light Fabric	Cut TWO (2) 5 7/8" squares
Fuchsia Focus Fabric	Cut TWO (2) 5 7/8" squares
Green	Cut FOUR (4) 5 1/2" squares
Orange	Cut ONE (1) 6 1/4" square, then cut your square diagonally, corner-to-corner, TWO (2) times so you end up with FOUR (4) triangles. You need TWO (2) triangles for this block.
Purple	Cut ONE (1) 6 1/4" square, then cut your square diagonally, corner-to-corner, TWO (2) times so you end up with FOUR (4) triangles. You need TWO (2) triangles for this block.

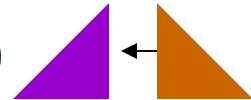
Retrieve your "Bittersweet Churning" 2012 Block of the Month free quilt project from BOMquilts.com and quilt fabric kit from www.AbbiMays.com - the online quilt fabric shop that's ALWAYS open!

1

Make 2
 Place the Fuchsia Focus square on the Light Fabric square and sew 1/4" on EACH side of the line you drew. Then, cut the half-square triangles apart ON the line you drew. You will end up with TWO (2) half-square triangles for each pair of squares you sew together. Press toward the darkest fabric.

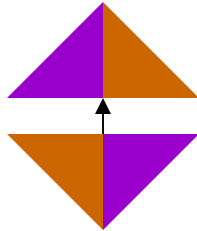


2

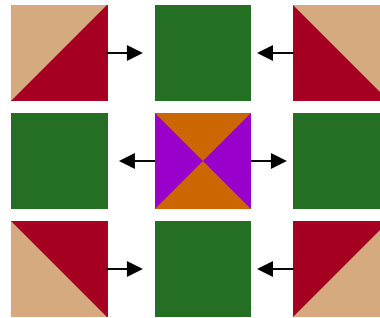


Make 2

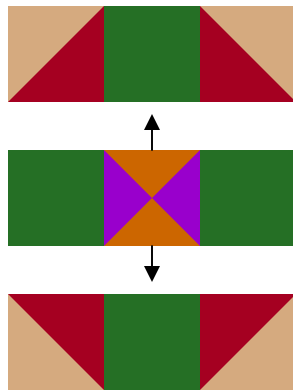
3



4



5



*Bittersweet Churning
 Block 2*

Retrieve your "Bittersweet Churning" 2012 Block of the Month free quilt project from BOMquilts.com and quilt fabric kit from www.AbbMays.com - the online quilt fabric shop that's ALWAYS open!