




Let's make it easy and SEW this fun Churn Dash nine-patch, creating beauty from the basics! [www.BOMquilts.com](http://www.BOMquilts.com)!

All Seams 1/4"  
 Finished Quilt = 60" x 77 1/2"  
 Finished Block for Quilt = 15"  
 Unfinished Block for Quilt = 15 1/2"

Fabric: "Bittersweet" Designed by Nancy Halvorsen from Benartex

Purchase the Kit from [www.AbbiMays.com](http://www.AbbiMays.com)

*Since there are a number of colorways in this fabric line, I will use the basic color of the fabric and you use your own ingenuity to choose which fabrics you feel would be the best match for placement. The most important fabrics to keep track of are the focus fabrics and light fabrics in the half-square triangles at the corners of each of your blocks. They are not used elsewhere except in the sashing and borders.*




*Bittersweet Churning  
 Block 5*

Cutting for Block 5:	
Light Fabric	Cut TWO (2) 5 7/8" squares - draw a diagonal line, corner-to-corner, on the back of each of these squares
Purple Focus Fabric	Cut TWO (2) 5 7/8" squares
Lt. Green	Cut FOUR (4) 2 1/8" x 5 1/2" strips
Maroon Fabric	Cut ONE (1) 5 1/2" square
Orange	Cut EIGHT (8) 2 1/8" x 5 1/2" strips

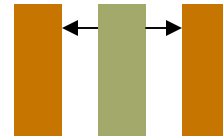
Retrieve your "Bittersweet Churning" 2012 Block of the Month free quilt project from BOMquilts.com and quilt fabric kit from [www.AbbiMays.com](http://www.AbbiMays.com) - the online quilt fabric shop that's ALWAYS open!

1



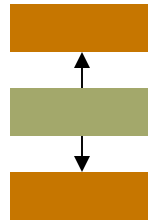
Place the Purple Focus square on the Light Fabric square and sew 1/4" on EACH side of the line you drew. Then, cut the half-square triangles apart ON the line you drew. You will end up with TWO (2) half-square triangles for each pair of squares you sew together. Press toward the darkest fabric.

2

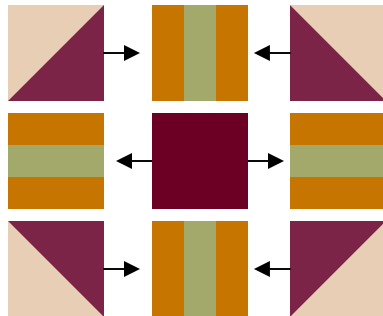


Make FOUR (4)

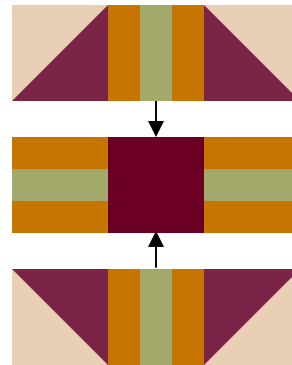
3



3



4



*Bittersweet Churning  
 Block 5*

Retrieve your "Bittersweet Churning" 2012 Block of the Month free quilt project from BOMquilts.com and quilt fabric kit from [www.AbbMays.com](http://www.AbbMays.com) - the online quilt fabric shop that's ALWAYS open!