



Let's make it easy and SEW this fun Churn Dash nine-patch, creating beauty from the basics! www.BOMquilts.com

All Seams 1/4"
Finished Quilt = 60" x 77 1/2"
Finished Block for Quilt = 15"
Unfinished Block for Quilt = 15 1/2"

Fabric: "Bittersweet" Designed by Nancy Halvorsen from Benartex

Purchase the Kit from www.AbbiMays.com

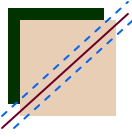
Since there are a number of colorways in this fabric line, I will use the basic color of the fabric and you use your own ingenuity to choose which fabrics you feel would be the best match for placement. The most important fabrics to keep track of are the focus fabrics and light fabrics in the half-square triangles at the corners of each of your blocks. They are not used elsewhere except in the sashing and borders.

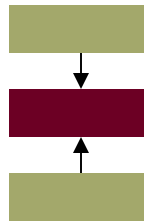


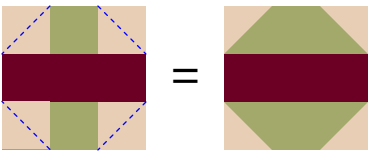
*Bittersweet Churning
Block 7*

Cutting for Block 7:	
Light Fabric	Cut TWO (2) 5 7/8" squares - draw a diagonal line, corner-to-corner, on the back of each of these squares
Green Focus Fabric	Cut TWO (2) 5 7/8" squares
Maroon Fabric	Cut FOUR (4) 5 1/2" squares
Maroon Fabric	Cut ONE (1) 2 1/4" x 5 1/2" strip
Green Fabric	Cut TWO (2) 2 1/8" x 5 1/2" strips
Light Fabric	Cut FOUR (4) 2 1/2" squares - then draw a diagonal line, corner-to-corner, ONE (1) time on the back of each square

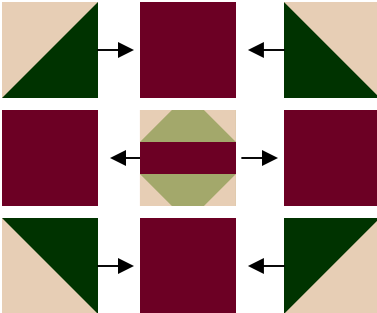
Retrieve your "Bittersweet Churning" 2012 Block of the Month free quilt project from BOMquilts.com and quilt fabric kit from www.AbbiMays.com - the online quilt fabric shop that's ALWAYS open!

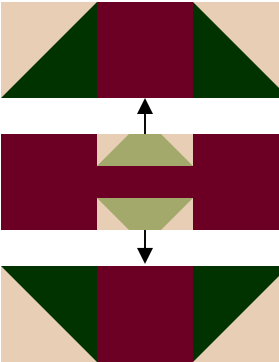
1  Place the Light square on the Green focus fabric square and sew 1/4" on EACH side of the line you drew. Then, cut the half-square triangles apart ON the line you drew. You will end up with TWO (2) half-square triangles for each pair of squares you sew together. Press toward the darkest fabric.
 Make TWO (2)

2 

3 

Place the Light square on the Green fabric strip and sew ON the line you drew. Then, trim the corner 1/4" from the line you drew. Repeat on the other three corners of the Green fabric strip. Press back toward the Light fabric.

4 

5 



*Bittersweet Churning
 Block 7*

Retrieve your "Bittersweet Churning" 2012 Block of the Month free quilt project from BOMquilts.com and quilt fabric kit from www.AbbMays.com - the online quilt fabric shop that's ALWAYS open!