




## "He Loves Me, He Loves Me Not" 2014 BOM Quilt

An Original Quilt Designed by TK Harrison, BOMquilts.com  
Brought to you by BOMquilts.com, AbbiMays.com & Aurifil Thread



[www.BOMquilts.com](http://www.BOMquilts.com)

All Seams 1/4"  
Finished Quilt = 70" x 90"  
Finished Block for Quilt = 17"  
Unfinished Block for Quilt = 17 1/2"  
Fabric: "He Still Loves Me" Designed by Jackie Robinson from Benartex  
Purchase the Kit from [www.AbbiMays.com](http://www.AbbiMays.com)

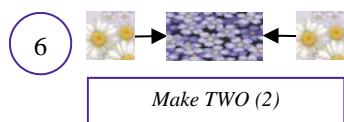
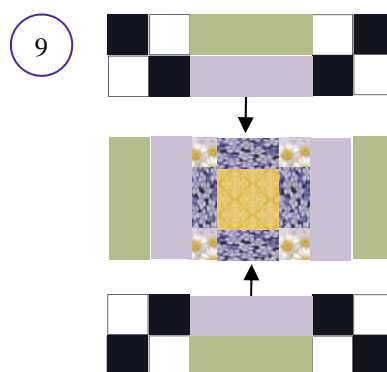
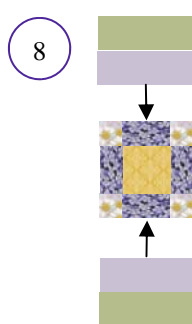
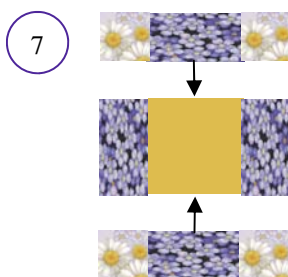

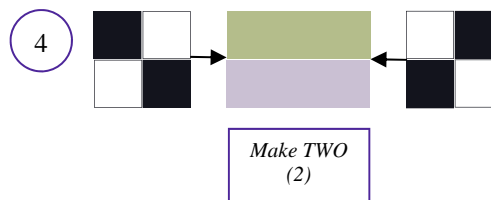
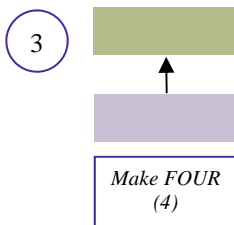
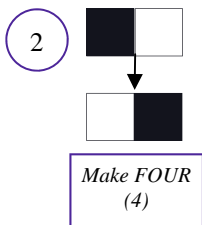
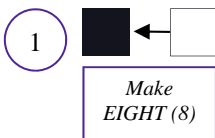
*Since there are a number of colorways in this fabric line, I will use the basic color of the fabric and you use your own fabric creativity to choose which fabrics you feel would be the best match for placement.*



**Blocks #5 & #6**

**Cutting for Block #5 - #6 (make TWO (2) of these blocks) - these cutting instructions are for ONE (1) of these blocks.**

Black	Cut EIGHT (8) 2 5/8" squares
White	Cut EIGHT (8) 2 5/8" squares
Purple	Cut FOUR (4) 2 5/8" x 9" strips
Green	Cut FOUR (4) 2 5/8" x 9" strips
Yellow/Gold	Cut ONE (1) 4 3/4" square
White Daisy	Cut FOUR (4) 2 5/8" squares
Dk. Purple	Cut FOUR (4) 2 5/8" x 4 3/4" strips



*Aurifil thread suggestions: #2562, #2905, #2123, #5007 and #2315*

Download your "He Loves Me, He Loves Me Not" 2014 Block of the Month FREE quilt pattern from [www.BOMquilts.com](http://www.BOMquilts.com), quilt fabric kit from [www.AbbiMays.com](http://www.AbbiMays.com) and Aurifil thread from [Aurifil!](http://Aurifil.com)