




**“Modern Framed Classics: Bright & Beautiful”  
2015 BOM Quilt**

An Original Quilt Designed by TK Harrison, BOMquilts.com  
Brought to you by BOMquilts.com, AbbiMays.com & Aurifil Thread



The 2015 block of the month quilt joins the growing trend of the modern quilt movement with classical quilt blocks pieced within modern frames. These attributes, along with this bold fabric combination, is what makes it Bright and Beautiful! This BOM quilt is for confident beginners up to advanced quilters.  
[www.BOMquilts.com!](http://www.BOMquilts.com)

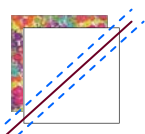
**All Seams 1/4"**  
**Finished Quilt = 105" x 105"**  
**Finished Block for Quilt = 110"**  
**Unfinished Block for Quilt = 110 1/2"**



**Cutting for Block #10**

Blue Tonal Floral	Cut ONE (1) 5 7/8" x 13 1/8" strip
Blue Tonal Floral	Cut ONE (1) 5 7/8" x 18 1/2" strip
Blue Tonal Floral	Cut ONE (1) 2 1/4" x 13 1/8" strip
Blue Tonal Floral	Cut ONE (1) 2 1/4" x 11 1/4" strip
Yellow Floral Tonal	Cut FOUR (4) 4 1/8" squares
White Multi-Packed Floral & Birds	Cut TWO (2) 4 1/2" squares
White	Cut TWO (2) 4 1/2" squares. On the back side of the squares, draw a diagonal line, corner-to-corner, ONE (1) time.
Green Floral Tonal	Cut ONE (1) 4 1/8" square

1



Place the 4 1/2" WHITE square on the 4 1/2" WHITE MULTI-PACKED FLORAL & BIRDS square (right sides together) and sew 1/4" on EACH SIDE of the line you drew. Then, cut the half-square triangles apart ON the line you drew. You will end up with TWO (2) half-square triangles per square. Press toward the darkest fabric. Clip the corners. Repeat for the remaining sets of squares of the same fabrics.

2



Make TWO (2)

3



Make ONE (1)



*Aurifil thread suggestions: #2021, #2311, #2543, #21015, #210102*

Download your “Modern Framed Classics: Bright & Beautiful” 2015 Block of the Month FREE quilt pattern from [www.BOMquilts.com](http://www.BOMquilts.com), quilt fabric kit from [www.AbbMays.com](http://www.AbbMays.com) and Aurifil thread from [Aurifil!](http://Aurifil!)



**“Modern Framed Classics: Bright & Beautiful”  
2015 BOM Quilt**

An Original Quilt Designed by TK Harrison, BOMquilts.com  
Brought to you by BOMquilts.com, AbbiMays.com & Aurifil Thread

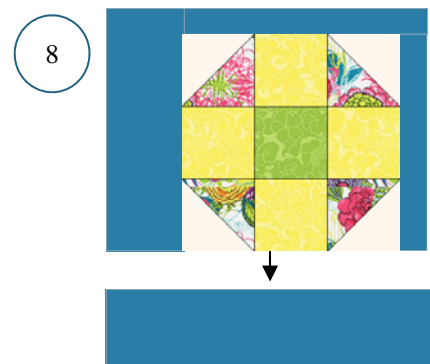
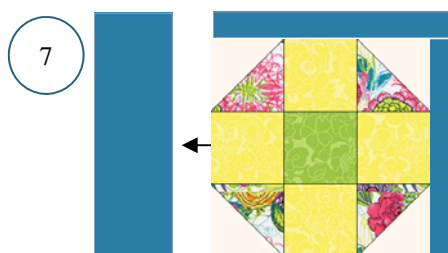
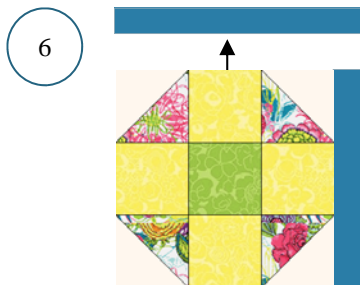
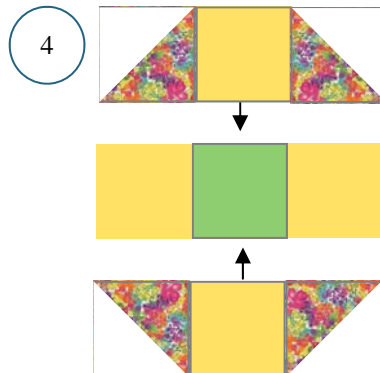


The 2015 block of the month quilt joins the growing trend of the modern quilt movement with classical quilt blocks pieced within modern frames. These attributes, along with this bold fabric combination, is what makes it Bright and Beautiful! This BOM quilt is for confident beginners up to advanced quilters.  
[www.BOMquilts.com!](http://www.BOMquilts.com)

All Seams 1/4"  
Finished Quilt = 105" x 105"  
Finished Block for Quilt = 110"  
Unfinished Block for Quilt = 110 1/2"



Block #10



*Aurifil thread suggestions: #2021, #2311, #2543, #21015, #210102*

Download your “Modern Framed Classics: Bright & Beautiful” 2015 Block of the Month FREE quilt pattern from [www.BOMquilts.com](http://www.BOMquilts.com), quilt fabric kit from [www.AbbMays.com](http://www.AbbMays.com) and Aurifil thread from [Aurifil!](http://Aurifil!)