




**“Modern Framed Classics: Bright & Beautiful”
2015 BOM Quilt**

An Original Quilt Designed by TK Harrison, BOMquilts.com
Brought to you by BOMquilts.com, AbbiMays.com & Aurifil Thread



The 2015 block of the month quilt joins the growing trend of the modern quilt movement with classical quilt blocks pieced within modern frames. These attributes, along with this bold fabric combination, is what makes it Bright and Beautiful! This BOM quilt is for confident beginners up to advanced quilters.
[www.BOMquilts.com!](http://www.BOMquilts.com)

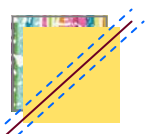
All Seams 1/4"
Finished Quilt = 75" x 95"
Finished Block for Quilt = 18"
Unfinished Block for Quilt = 18 1/2"



Cutting for Block #2

White	Cut ONE (1) 5 7/8 x 13 1/8" strip
White	Cut ONE (1) 5 7/8" x 18 1/2" strip
White	Cut ONE (1) 2 1/4 x 13 1/8" strip
White	Cut ONE (1) 2 1/4" x 11 1/4" strip
Yellow	Cut FOUR (4) 4 1/8" squares
Yellow	Cut FOUR (4) 4 1/2" squares. On the back side of the squares, draw a diagonal line, corner-to-corner, ONE (1) time.
Purple	Cut ONE (1) 4 1/8" square
Yellow Floral Tonal Stripe	Cut TWO (2) 4 1/2" squares

1



Place the 4 1/2" YELLOW square on the 4 1/2" YELLOW FLORAL TONAL STRIPE square (right sides together) and sew 1/4" on EACH SIDE of the line you drew. Then, cut the half-square triangles apart ON the line you drew. You will end up with TWO (2) half-square triangles. Press toward the darkest fabric. Clip the corners. Repeat for the second set of squares of the same fabrics.



Aurifil thread suggestions: #2021, #2311, #2543, #2815, #2882

Download your “Modern Framed Classics: Bright & Beautiful” 2015 Block of the Month FREE quilt pattern from www.BOMquilts.com, quilt fabric kit from www.AbbMays.com and Aurifil thread from Aurifil!



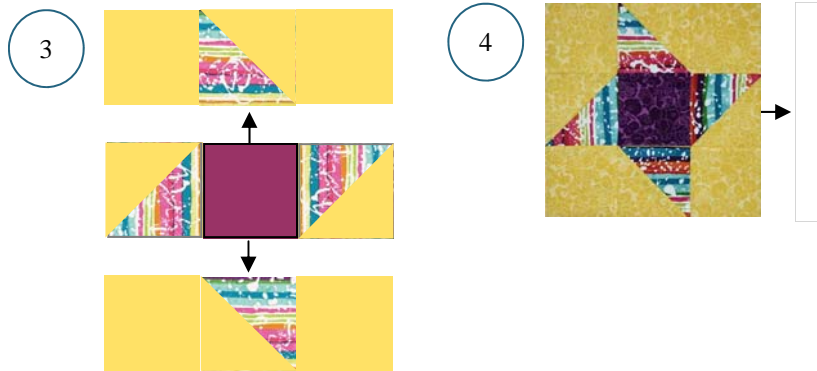
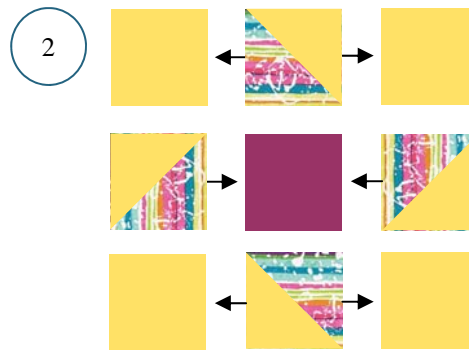
**“Modern Framed Classics: Bright & Beautiful”
2015 BOM Quilt**

An Original Quilt Designed by TK Harrison, BOMquilts.com
Brought to you by BOMquilts.com, AbbiMays.com & Aurifil Thread



The 2015 block of the month quilt joins the growing trend of the modern quilt movement with classical quilt blocks pieced within modern frames. These attributes, along with this bold fabric combination, is what makes it Bright and Beautiful! This BOM quilt is for confident beginners up to advanced quilters.
[www.BOMquilts.com!](http://www.BOMquilts.com)

All Seams 1/4"
Finished Quilt = 75" x 95"
Finished Block for Quilt = 18"
Unfinished Block for Quilt = 18 1/2"



Aurifil thread suggestions: #2021, #2311, #2543, #2815, #2882

Download your “Modern Framed Classics: Bright & Beautiful” 2015 Block of the Month FREE quilt pattern from www.BOMquilts.com, quilt fabric kit from www.AbbMays.com and Aurifil thread from Aurifil!



“Modern Framed Classics: Bright & Beautiful”
2015 BOM Quilt

An Original Quilt Designed by TK Harrison, BOMquilts.com
Brought to you by BOMquilts.com, AbbiMays.com & Aurifil Thread



The 2015 block of the month quilt joins the growing trend of the modern quilt movement with classical quilt blocks pieced within modern frames. These attributes, along with this bold fabric combination, is what makes it Bright and Beautiful! This BOM quilt is for confident beginners up to advanced quilters.
[www.BOMquilts.com!](http://www.BOMquilts.com)

All Seams 1/4"
Finished Quilt = 75" x 95"
Finished Block for Quilt = 18"
Unfinished Block for Quilt = 18 1/2"



Block #2


5



6



7



Aurifil thread suggestions: #2021, #2311, #2543, #2815, #2882

Download your “Modern Framed Classics: Bright & Beautiful” 2015 Block of the Month FREE quilt pattern from www.BOMquilts.com, quilt fabric kit from www.AbbMays.com and Aurifil thread from Aurifil!