




**“Modern Framed Classics: Bright & Beautiful”
2015 BOM Quilt**

An Original Quilt Designed by TK Harrison, BOMquilts.com
Brought to you by BOMquilts.com, AbbiMays.com & Aurifil Thread



The 2015 block of the month quilt joins the growing trend of the modern quilt movement with classical quilt blocks pieced within modern frames. These attributes, along with this bold fabric combination, is what makes it Bright and Beautiful! This BOM quilt is for confident beginners up to advanced quilters.
[www.BOMquilts.com!](http://www.BOMquilts.com)


All Seams 1/4"
Finished Quilt = 95" x 95"
Finished Block for Quilt = 19"
Unfinished Block for Quilt = 19 1/2"



Cutting for Block #9


White	Cut ONE (1) 5 9/9 x 13 1/9" strip
White	Cut ONE (1) 5 9/9" x 19 1/2" strip
White	Cut ONE (1) 2 1/4 x 13 1/9" strip
White	Cut ONE (1) 2 1/4" x 11 1/4" strip
Yellow Floral Tonal	Cut FOUR (4) 3 1/2" squares. On the back side of the squares, draw a diagonal line, corner-to-corner, ONE (1) time.
White Multi-Packed Floral & Birds	Cut FOUR (4) 3 1/2" squares
White Multi-Packed Floral & Birds	Cut FOUR (4) 3 1/4" squares
Purple Floral Tonal	Cut ONE (1) 5 7/9" square

1



Place the 3 1/4" **YELLOW FLORAL TONAL** square on the 3 1/4" **WHITE MULTI-PACKED FLORAL & BIRDS** square (right sides together) and sew 1/4" on EACH SIDE of the line you drew. Then, cut the half-square triangles apart ON the line you drew. You will end up with TWO (2) half-square triangles per square. Press toward the darkest fabric. Clip the corners. Repeat for the remaining sets of squares of the same fabrics.

2



Make TWO (2)

3



Make TWO (2)




Aurifil thread suggestions: #2021, #2311, #2543, #2915, #2992

Download your “Modern Framed Classics: Bright & Beautiful” 2015 Block of the Month **FREE** quilt pattern from www.BOMquilts.com, quilt fabric kit from www.AbbMays.com and Aurifil thread from Aurifil!



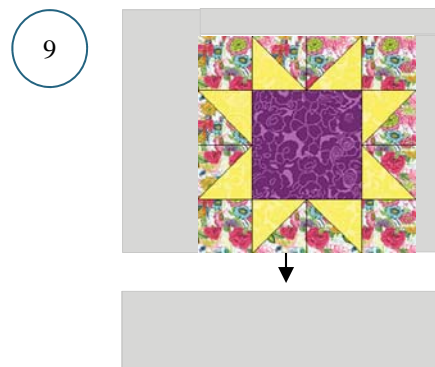

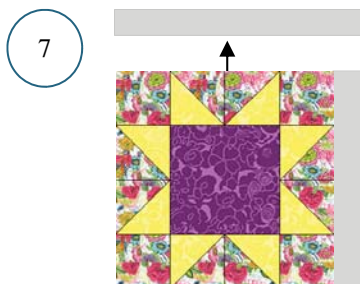
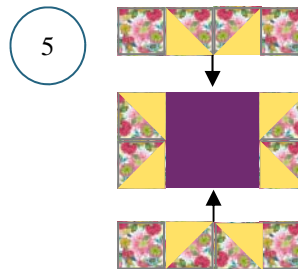
**“Modern Framed Classics: Bright & Beautiful”
2015 BOM Quilt**

An Original Quilt Designed by TK Harrison, BOMquilts.com
Brought to you by BOMquilts.com, AbbiMays.com & Aurifil Thread



The 2015 block of the month quilt joins the growing trend of the modern quilt movement with classical quilt blocks pieced within modern frames. These attributes, along with this bold fabric combination, is what makes it Bright and Beautiful! This BOM quilt is for confident beginners up to advanced quilters.
[www.BOMquilts.com!](http://www.BOMquilts.com)

All Seams 1/4"
Finished Quilt = 95" x 95"
Finished Block for Quilt = 19"
Unfinished Block for Quilt = 19 1/2"



Aurifil thread suggestions: #2021, #2311, #2543, #2915, #2992

Download your “Modern Framed Classics: Bright & Beautiful” 2015 Block of the Month FREE quilt pattern from www.BOMquilts.com, quilt fabric kit from www.AbbMays.com and Aurifil thread from Aurifil!