



“Shabby Love”


2016 Block of the Month Quilt

An Original Quilt Designed by TK Harrison from BOMquilts.com

Brought to you by BOMquilts.com, AbbiMays.com, The Warm Company & Aurifil Thread



BOMquilts.com



Shabby Chic is love! This original block of the month quilt from utilizes both pieced blocks and appliqué blocks. It's "Shabby Love"!

Finished Quilt = 74" x 93"
 Finished Block for Quilt = 17"
 Unfinished Block for Quilt = 17 1/2"
 Fabric: "Arbor Hill" from Benartex
 Purchase the Kit from www.AbbiMays.com

All Seams a precise 1/4"
Read ALL Instructions Before Beginning



Fabric Cuts for “Shabby Love” Block #2

Fabric	Requirements Cuts
Floral Baby's Breath Green	Cut ONE (1) 17 1/2" square
Floral Tossed Light Blue	Cut FOUR (4) of the attached "Heart" templates
Floral Tossed Medium Blue	Cut ONE (1) of the attached "Center Circle" template
Steam-a-Seam 2®	Cut the same number of templates as for the fabric above.
Aurifil™ thread applique color	#2835

Prepare your Steam-a-Seam 2® by cutting out (about an inch larger) the attached "Heart" and "Center Circle" templates. Following your manufacturers instructions, press the fusible web to the background block fabric. Finally, with your thread, secure the heart to your quilt block by using a blanket stitch (or a stitch of your preference).

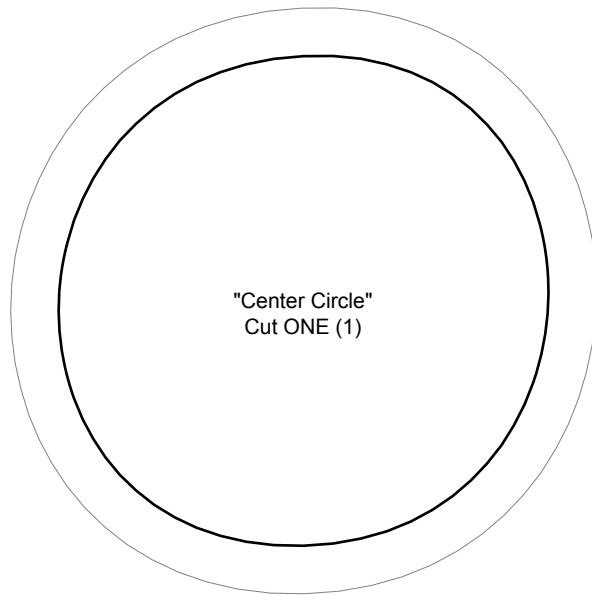

The template has a seam allowance with the "Heart" for those who prefer to applique by hand. If you are using a fusible web and machine appliqueing, remember to follow the basic lines of the "Heart" template and ignore the seam allowance.

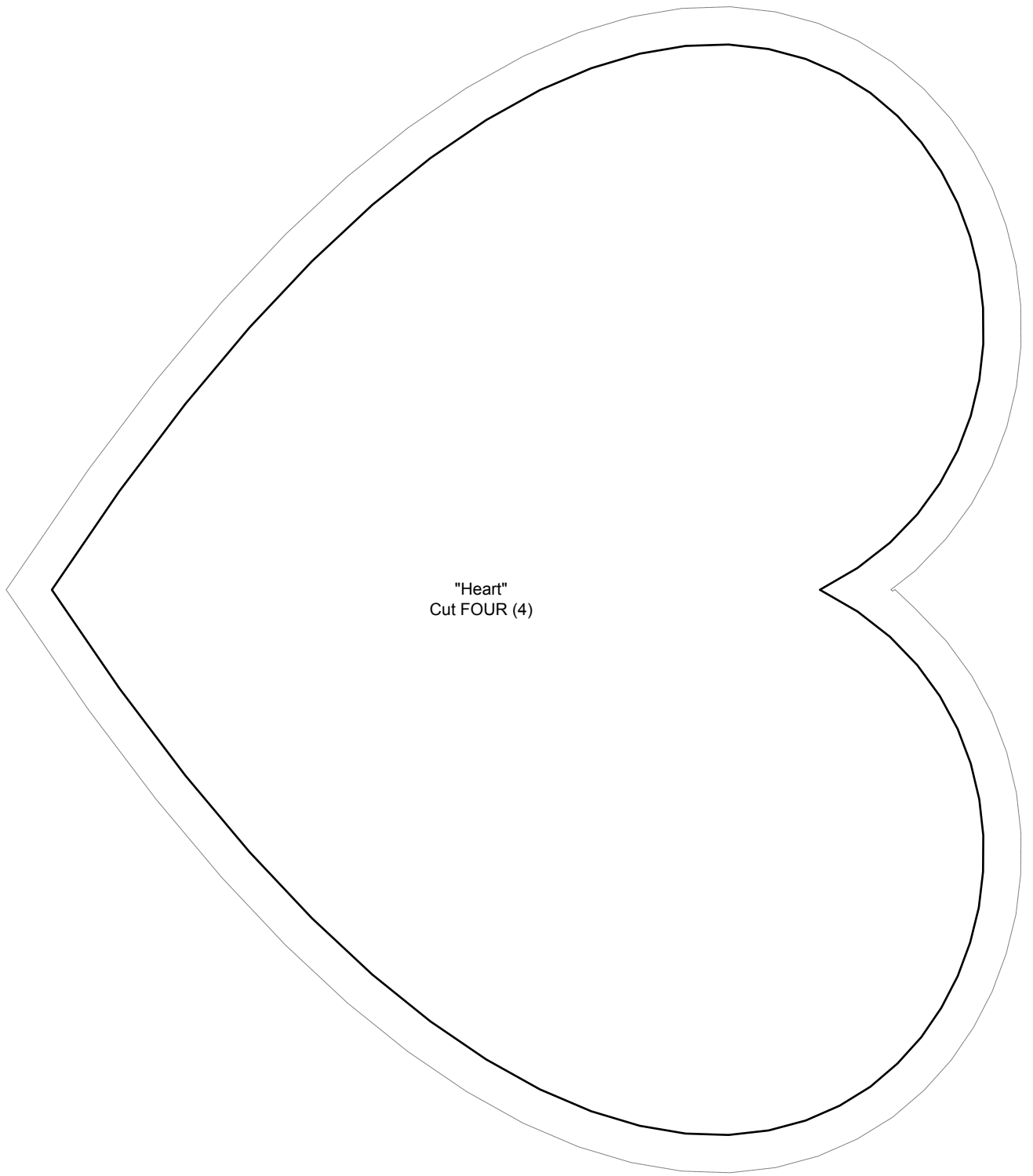
This pattern has been tested, to the best of our ability. If your block does not come out the size shown, please try adjusting your needle position to the appropriate position (left or right) and see if you get the correct block size.

© 2016 BOMQuilts.com - All Rights Reserved

For Personal Use ONLY

Heart Flower





"Heart"
Cut FOUR (4)