




## “Shabby Love”

### 2016 Block of the Month Quilt

An Original Quilt Designed by TK Harrison from BOMquilts.com  
 Brought to you by BOMquilts.com, AbbiMays.com, The Warm Company & Aurifil Thread



Shabby Chic is love! This original block of the month quilt from utilizes both pieced blocks and appliqué blocks. It's "Shabby Love"!

Finished Quilt = 74" x 93"  
 Finished Block for Quilt = 17"  
 Unfinished Block for Quilt = 17 1/2"  
 Fabric: "Arbor Hill" from Benartex  
 Purchase the Kit from [www.AbbiMays.com](http://www.AbbiMays.com)

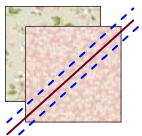
All Seams a precise 1/4"  
**Read ALL Instructions Before Beginning**



#### Fabric Cuts for “Shabby Love” Block #8

Fabric	Requirements Cuts
Floral Fresh Petals in Pink	Cut ONE (1) 9 3/4" square. On the back side of each square draw a diagonal line, corner-to-corner, ONE (1) time.
Floral Fresh Petals in Pink	Cut TWO (2) 5" squares. On the back side of each square draw a diagonal line, corner-to-corner, ONE (1) time.
Fresh Blossom Light Green	Cut TWO (2) 5" squares.
Fresh Blossom Light Green	Cut ONE (1) 9 3/4" square. Then cut this square diagonally, corner-to-corner, ONE (1) time. You will end up with TWO (2) triangles.
Fresh Bouquet Light Pink	Cut ONE (1) 2 5/8" x 17 1/2" strip
Fresh Bouquet Light Blue	Cut ONE (1) 2 5/8" x 17 1/2" strip

1



Place the 5" FRESH BLOSSOM LIGHT PINK square on the 5" FRESH BLOSSOM LIGHT GREEN square (right sides together) and sew 1/4" on EACH SIDE of the line you drew. Then, cut the half-square triangles apart ON the line you drew. You will end up with TWO (2) half-square triangles per square. Press toward the darkest fabric. Clip the corners. Repeat for the remaining sets of squares of the same fabrics. Then repeat the same process with the 9 3/4" squares.



## “Shabby Love”


2016 Block of the Month Quilt

An Original Quilt Designed by TK Harrison from BOMquilts.com

Brought to you by BOMquilts.com, AbbiMays.com, The Warm Company & Aurifil Thread



BOMquilts.com



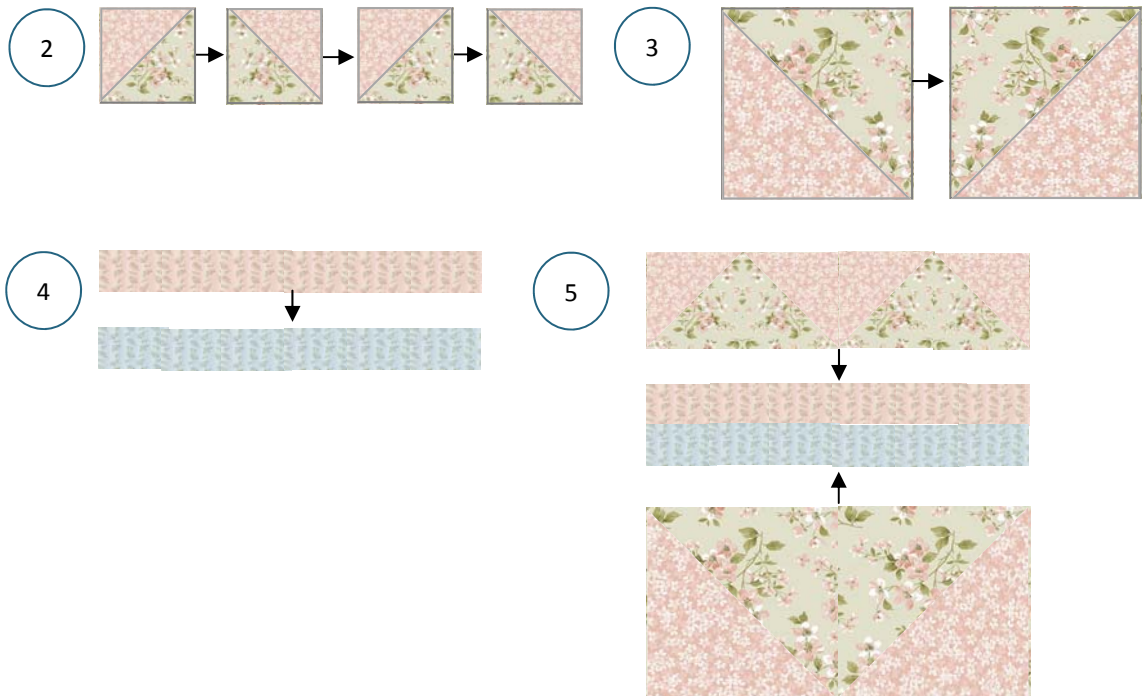
Shabby Chic is love! This original block of the month quilt from utilizes both pieced blocks and appliqué blocks. It's “Shabby Love”!

Finished Quilt = 74" x 93"  
 Finished Block for Quilt = 17"  
 Unfinished Block for Quilt = 17 1/2"  
 Fabric: “Arbor Hill” from Benartex  
 Purchase the Kit from [www.AbbiMays.com](http://www.AbbiMays.com)

All Seams a precise 1/4"  
**Read ALL Instructions Before Beginning**



“Shabby Love”  
Block #8



This pattern has been tested, to the best of our ability. If your block does not come out the size shown, please try adjusting your needle position to the appropriate position (left or right)

© 2016 BOMQuilts.com - All Rights Reserved

For Personal Use ONLY