




“Happiness is Quilting”

2017 Block of the Month Quilt

An Original Quilt Designed by TK Harrison from BOMquilts.com
Brought to you by BOMquilts.com, Abbi May's Quilt Shop & Aurifil Thread



Happiness is Quilting
Block #1
February 20, 2017

“Happiness is Quilting” features a color palate ranging from very light to very dark - all extremely pleasing to the eye!

www.BOMquilts.com

Finished Quilt = 52” square

Finished Block for Quilt = 12”

Unfinished Block for Quilt = 12 1/2”

Fabric: “Happy Thoughts” designed by Alisse Courter from Camelot Fabrics

Purchase the Quilt Kit from www.AbbiMays.com

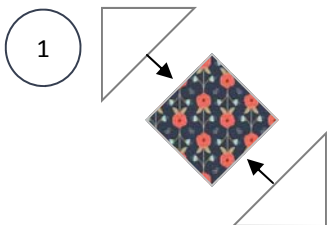
Purchase Aurifil Thread from Aurifil

All Seams a scant 1/4” - Press in the direction of the arrows

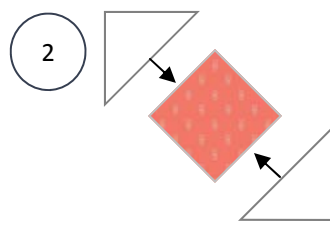
Read ALL Instructions Before Beginning

These cutting instructions are for the “Happiness is Quilting” Block #1:

Fabric	Cutting Instructions
Vine on Blue	Cut TWO (2) 4 3/4” squares
Arrows in Grapefruit	Cut TWO (2) 4 3/4” squares
White	Cut EIGHT (8) 3 3/4” squares. Then cut the square diagonally, corner-to-corner, ONE (1) time. You will end up with TWO (2) triangles per square.



Make TWO (2)



Make TWO (2)

Note: Remember to clip your corners.

Note: When sewing a square in the corner block, lightly press the center square in half each direction (vertical & horizontal). When adding your triangles, be sure the triangle points match up with your pressed lines in the center.

Option: To make a square in the middle blocks, cut your corner squares 1/2” **larger** than the pattern suggests. After sewing all four corners on the center square and pressing them, trim the squares so they are the exact the size you need. This helps eliminate uneven or incorrect sized blocks.



Aurifil thread suggestions:

#1104, #2415, #2785, #5006 & #2309




“Happiness is Quilting”

2017 Block of the Month Quilt

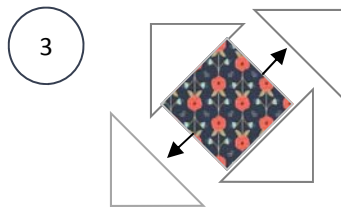
An Original Quilt Designed by TK Harrison from BOMquilts.com
Brought to you by BOMquilts.com, Abbi May's Quilt Shop & Aurifil Thread



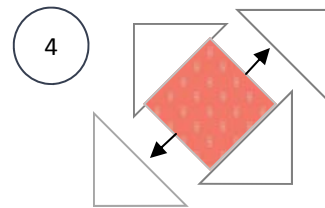
BOMquilts.com



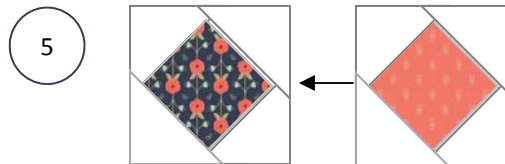
Happiness is Quilting
Block #1
February 20, 2017



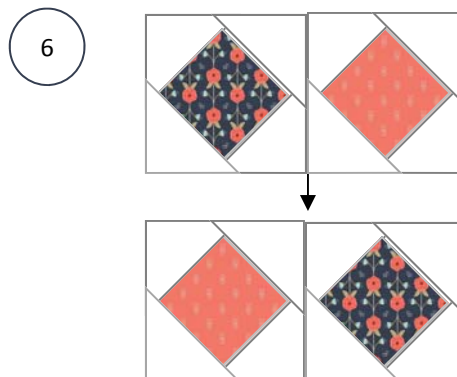
Make TWO (2)



Make TWO (2)



Make TWO (2)



This pattern has been tested, to the best of our ability. If your block does not come out the size shown, please try adjusting your needle position to the appropriate position (left or right) and see if you get the correct block size.



Aurifil thread suggestions:
#1104, #2415, #2785, #5006 &
#2309