



## “Happiness is Quilting”

2017 Block of the Month Quilt

An Original Quilt Designed by TK Harrison from BOMquilts.com  
 Brought to you by BOMquilts.com, Abbi May's Quilt Shop & Aurifil Thread



BOMquilts.com



Happiness is Quilting  
 Block #2  
 March 20, 2017

“Happiness is Quilting” features a color palate ranging from very light to very dark - all extremely pleasing to the eye!

[www.BOMquilts.com](http://www.BOMquilts.com)

Finished Quilt = 52” square

Finished Block for Quilt = 12”

Unfinished Block for Quilt = 12 1/2”

Fabric: “Happy Thoughts” designed by Alisse Courter from Camelot Fabrics

Purchase the Quilt Kit from [www.AbbiMays.com](http://www.AbbiMays.com)

Purchase Aurifil Thread from [Aurifil](http://Aurifil)

All Seams a scant 1/4” - Press in the direction of the arrows

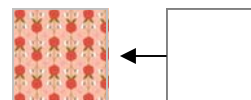
**Read ALL Instructions Before Beginning**

These cutting instructions are for the “Happiness is Quilting” Block #2:

Fabric	Cutting Instructions
Floral on Aqua	Cut TWO (2) 3 1/2” squares
Floral in Tandoori	Cut TWO (2) 3 1/2” squares
Rosettes in Dark Blue	Cut TWO (2) 3 1/2” squares
Vine on Peach	Cut TWO (2) 3 1/2” squares
White	Cut EIGHT (8) 3 1/2” squares



Make TWO (2)



Make TWO (2)



**Aurifil thread suggestions:**

**#1104, #2415, #2785, #5006 & #2309**



## “Happiness is Quilting”

2017 Block of the Month Quilt


An Original Quilt Designed by TK Harrison from BOMquilts.com  
 Brought to you by BOMquilts.com, Abbi May's Quilt Shop & Aurifil Thread




BOMquilts.com



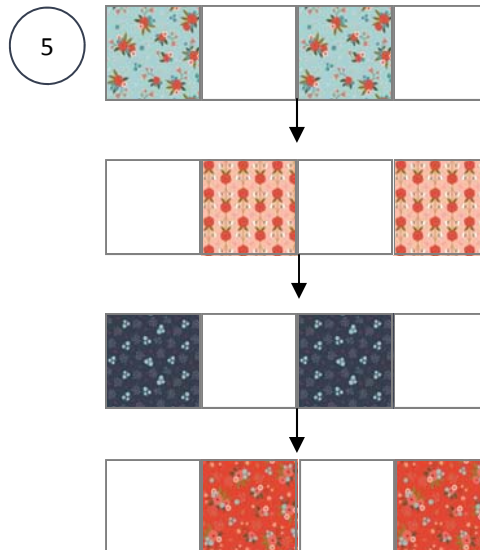
**Happiness is Quilting**  
**Block #2**  
**March 20, 2017**



Make TWO (2)



Make TWO (2)



This pattern has been tested, to the best of our ability. If your block does not come out the size shown, please try adjusting your needle position to the appropriate position (left or right) and see if you get the correct block size.



**Aurifil thread suggestions:**  
**#1104, #2415, #2785, #5006 & #2309**