



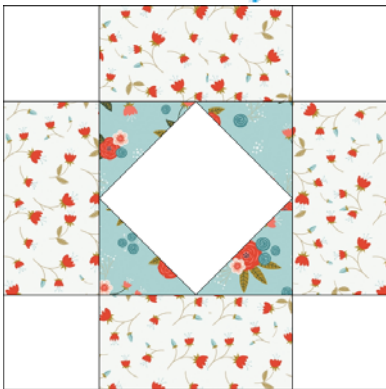
“Happiness is Quilting”

2017 Block of the Month Quilt

An Original Quilt Designed by TK Harrison from BOMquilts.com
Brought to you by BOMquilts.com, Abbi May's Quilt Shop & Aurifil Thread



BOMquilts.com



Happiness is Quilting
Block #5
June 20, 2017

“Happiness is Quilting” features a color palate ranging from very light to very dark - all extremely pleasing to the eye!

www.BOMquilts.com

Finished Quilt = 52” square

Finished Block for Quilt = 12”

Unfinished Block for Quilt = 12 1/2”

Fabric: “Happy Thoughts” designed by Alisse Courter from Camelot Fabrics

Purchase the Quilt Kit from www.AbbiMays.com

Purchase Aurifil Thread from Aurifil

All Seams a scant 1/4” - Press in the direction of the arrows

Read ALL Instructions Before Beginning

These cutting instructions are for the “Happiness is Quilting” Block #5:

Fabric	Cutting Instructions
Blossoms in White	Cut FOUR (4) 3 1/2” x 6 1/2” strips
Floral on Aqua	Cut TWO (2) 4” squares. Then cut the square diagonally, corner-to-corner, ONE (1) time. You will end up with TWO (2) triangles per square.
White	Cut FOUR (4) 3 1/2” squares
White	Cut ONE (1) 4 3/4” square

Note: Remember to clip your corners (aka dog ears).

Note: When sewing a square in the corner block, lightly press (or finger press) the center square in half each direction (vertical & horizontal). When adding your triangles, be sure the triangle points match up with your pressed lines in the center.

Option: To make a square in the middle blocks, cut your corner squares 1/2” **larger** than the pattern suggests. After sewing all four corners to the center square and pressing them, trim the squares so they are the exact the size you need. This helps eliminate uneven or incorrect sized blocks.



Aurifil thread suggestions:
#1104, #2415, #2785, #5006 & #2309



“Happiness is Quilting”

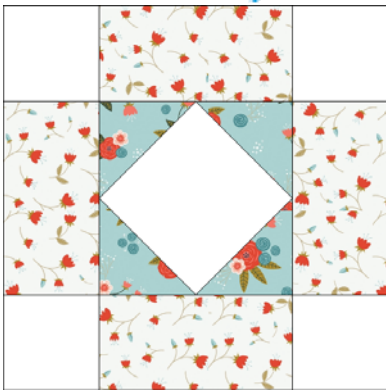
2017 Block of the Month Quilt

An Original Quilt Designed by TK Harrison from BOMquilts.com

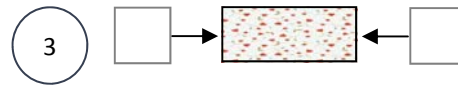
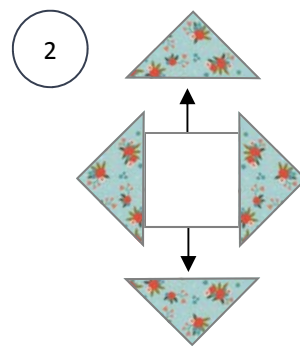
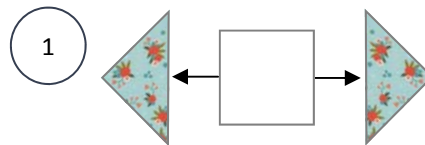
Brought to you by BOMquilts.com, Abbi May's Quilt Shop & Aurifil Thread



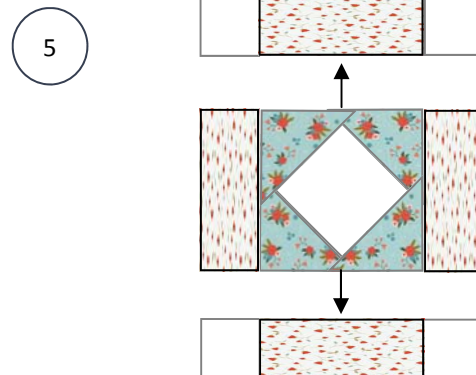
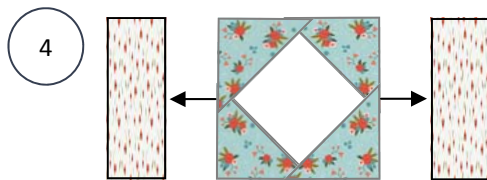
BOMquilts.com



Happiness is Quilting
Block #5
June 20, 2017



Make TWO (2)



This pattern has been tested, to the best of our ability. If your block does not come out the size shown, please try adjusting your needle position to the appropriate position (left or right) and see if you get the correct block size.



Aurifil thread suggestions:
#1104, #2415, #2785, #5006 &
#2309