

MKs Walk in the Cottagewoods

2006 BOM Quilt from BOMQuilts.com &
Mary Kate's Country Quilts n' Things

This BOM Mystery Quilt will be delivered in four (4) parts. Finished project will measure 78" x 78".

**Fabric Yardage - from MaryKates-QuiltsnThings.com
"Cottagewood" by RJR**



Mary Kate's Country Quilts N Things

Your Anytime/Online Quilt Shop

BOM Quilts

Block of the month quilts for every quilter


Cutting Your Fabrics For Instruction Set #3

There are five (5) of these blocks in this quilt and you started the block with Instruction Set #2. The cutting instructions are for one (1) block. BE SURE to cut enough for FIVE (5) blocks! Then sew to your Instruction Set #2 block.



Fabric A

Cut four (4)
2 1/8" x
2 1/8"
squares



Fabric E

Cut 16
2 1/8" x
2 1/8"
squares



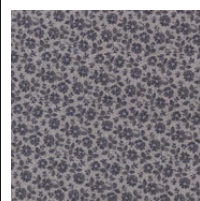
Fabric G

Cut Four (4)
2 1/8" x
14 7/8" strips




Fabric J

Cut 16
2 1/8" x
2 1/8"
squares



Fabric D

Cut Four (4)
2 1/8" x
14 7/8" strips



Fabric K

Cut Four (4)
2 1/8" x
14 7/8" strips

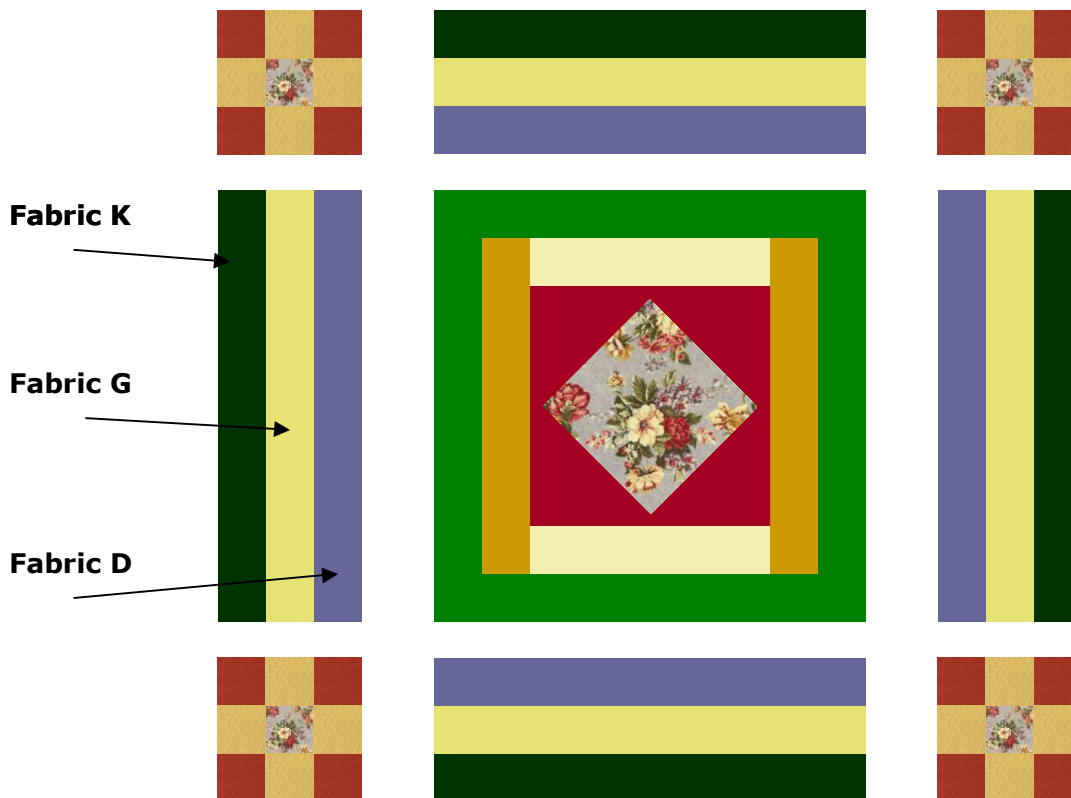

MKs Walk in the Cottagewoods

2006 BOM Quilt from BOMQuilts.com & Mary Kate's Country Quilts n' Things

Piecing Your Block

All Seams 1/4"

Follow the image instructions below to finish your 5 blocks!



Note: Sew your K-G-D strips in opposite directions to keep the fabric from curling. Meaning, sew your K to G in one direction and then sew D going the opposite direction.

Now You're Ready for Instruction
Set # 4

© BOMQuilts.com - All Rights Reserved
For Personal Use ONLY