

## "Holiday Traditions"

### Table Topper

2016 Free "Christmas in July" Quilt Project  
from BOMQuilts.com & AbbiMays.com



Christmas in July  
2016 at BOMquilts.com

Free original quilt patterns &  
projects each week in July!

*Please Note: While TK Harrison's religious affiliation is as a Lutheran Christian, she designs her quilts with others in mind. If the fabrics and/or colors are not applicable to your religious affiliation, feel free to substitute with those of your choice.*



There's no place like home...especially for the holidays! This  
applied and pieced table topper will surely become a new  
holiday tradition decoration.

[www.BOMquilts.com](http://www.BOMquilts.com)!

Finished Table Topper = 22" square

Finished Block Size = 9" - Unfinished Block Size = 9 1/2"

Fabric: "Home for the Holidays" by Paul Brent from Red Rooster  
Fabrics

Purchase the Fabric from [www.AbbiMays.com](http://www.AbbiMays.com)

All Seams a precise 1/4"

**Read ALL Instructions Before Beginning**

### Fabric Requirements for "Holiday Traditions" Table Topper

Home for the Holidays Panel	ONE (1) Panel
Snowflakes Natural	ONE (1) Fat Quarter
Snowflakes Dark Green	ONE (1) Fat Quarter
Snowflakes Red	ONE (1) Fat Quarter
Tossed Santa's Red	ONE (1) Fat Quarter
Tossed Santa's Green	ONE (1) Fat Quarter
Cookies for Santa Red	ONE (1) Fat Quarter
Fusible Web	1/2 yard

This pattern has been tested, to the best of our ability. If your block does not come out the size shown, please try adjusting your needle position to the appropriate position (left or right) and see if you get the correct block size.

© 2016 BOMQuilts.com - All Rights Reserved  
For Personal Use ONLY

## "Holiday Traditions"

Table Topper

2016 Free "Christmas in July" Quilt Project  
from BOMQuilts.com & AbbiMays.com



Christmas in July  
2016 at BOMquilts.com

Free original quilt patterns &  
projects each week in July!



There's no place like home...especially for the holidays! This  
appliqued and pieced table topper will surely become a new  
holiday tradition decoration.

[www.BOMquilts.com](http://www.BOMquilts.com)!

Finished Table Topper = 22" square

Finished Block Size = 9" - Unfinished Block Size = 9 1/2"

Fabric: "Home for the Holidays" by Paul Brent from Red Rooster  
Fabrics

Purchase the Fabric from [www.AbbiMays.com](http://www.AbbiMays.com)

All Seams a precise 1/4"

Read ALL Instructions Before Beginning

### Cutting Requirements for table topper - Colors listed are based on the image shown above.

Home for the Holidays Panel	Fussy cut TWO (2) different square designs from the panel
Snowflakes Natural	Cut FOUR (4) 2 1/2" squares
Snowflakes Dark Green	Cut FOUR (4) 2 1/2" x 9 1/2" strips
Snowflakes Red	Cut FOUR (4) 2 1/2" x 9 1/2" strips
Tossed Santa's Red	Cut TWO (2) 9 1/2" squares
Cookies for Santa Red	Cut (just a tad larger than the templates) ONE (1) of the attached Christmas Tree and ONE (1) of the attached Bell templates
Tossed Santa's Green	Cut TWO (2) 9 1/2" squares
Fusible Web	Cut TWO (2) pieces to adhere to the panel squares
Fusible Web	Cut ONE (1) Christmas Tree and ONE (1) Bell to adhere to the shapes
All Fabrics Used in Table Topper *except* the panel	Cut & piece enough TWO (2) 2" x WOF strips to make a scrappy Binding

This pattern has been tested, to the best of our ability. If your block does not come out the size shown, please try adjusting your needle position to the appropriate position (left or right) and see if you get the correct block size.

© 2016 BOMQuilts.com - All Rights Reserved  
For Personal Use ONLY

# "Holiday Traditions"

Table Topper

2016 Free "Christmas in July" Quilt Project  
from BOMQuilts.com & AbbiMays.com

BOMquilts.com



Christmas in July  
2016 at BOMquilts.com

Free original quilt patterns &  
projects each week in July!



There's no place like home...especially for the holidays! This  
appliqued and pieced table topper will surely become a new  
holiday tradition decoration.

[www.BOMquilts.com](http://www.BOMquilts.com)!

Finished Table Topper = 22" square


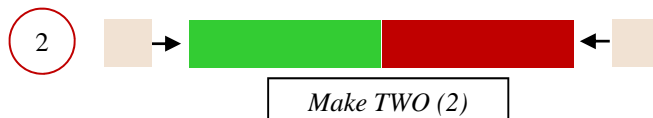
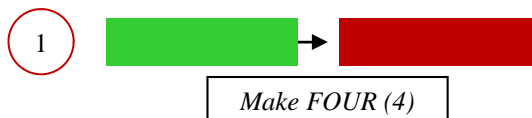
Finished Block Size = 9" - Unfinished Block Size = 9 1/2"

Fabric: "Home for the Holidays" by Paul Brent from Red Rooster  
Fabrics

Purchase the Fabric from [www.AbbiMays.com](http://www.AbbiMays.com)

All Seams a precise 1/4"

Read ALL Instructions Before Beginning



Fuse the Christmas Tree, Bell and TWO  
(2) panel squares to the applicable  
background fabric. Then applique  
around each one to secure them to the  
fabric.



This pattern has been tested, to the best of our ability. If your  
block does not come out the size shown, please try adjusting  
your needle position to the appropriate position (left or right)  
and see if you get the correct block size.

© 2016 BOMQuilts.com - All Rights Reserved  
For Personal Use ONLY



## "Holiday Traditions"

Table Topper

2016 Free "Christmas in July" Quilt Project  
from BOMQuilts.com & AbbiMays.com

BOMquilts.com



Christmas in July  
2016 at BOMquilts.com

Free original quilt patterns &  
projects each week in July!



There's no place like home...especially for the holidays! This  
appliqued and pieced table topper will surely become a new  
holiday tradition decoration.

[www.BOMquilts.com](http://www.BOMquilts.com)!

Finished Table Topper = 22" square

Finished Block Size = 9" - Unfinished Block Size = 9 1/2"

Fabric: "Home for the Holidays" by Paul Brent from Red Rooster  
Fabrics

Purchase the Fabric from [www.AbbiMays.com](http://www.AbbiMays.com)

All Seams a precise 1/4"

Read ALL Instructions Before Beginning

Finishing your "Holiday Traditions" table topper.

Next, make your quilt sandwich and quilt as desired.

Finally, sew your Binding strips together in a scrappy fashion and bind your table topper!



Buy Your Quilt Fabric from [AbbiMays.com](http://AbbiMays.com)!



This pattern has been tested, to the best of our ability. If your  
block does not come out the size shown, please try adjusting  
your needle position to the appropriate position (left or right)  
and see if you get the correct block size.

© 2016 BOMQuilts.com - All Rights Reserved  
For Personal Use ONLY

Christmas in July 2016

BOMquilts.com

Bell Template



Christmas in July  
2016 at  
BOMquilts.com

"Christmas in July 2016"  
BOMquilts.com  
Christmas Tree  
Template

