



Block Five
Snowball Variation

Let's make it easy and SEW this fun nine-patch, creating beauty from the basics!
www.BOMquilts.com!

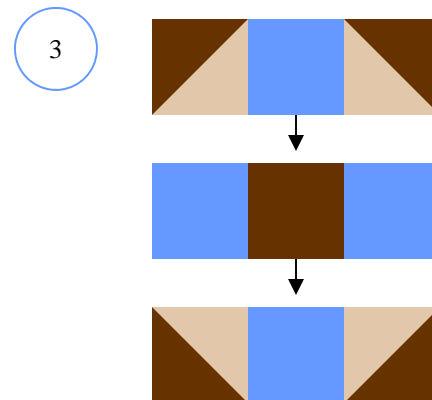
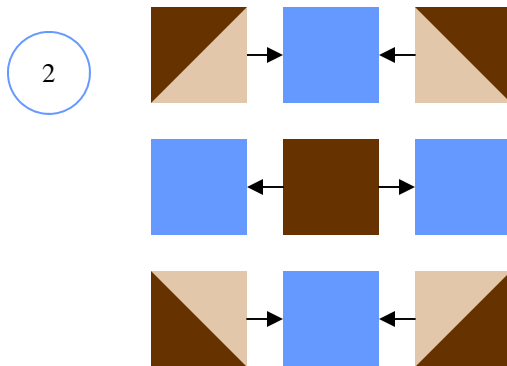
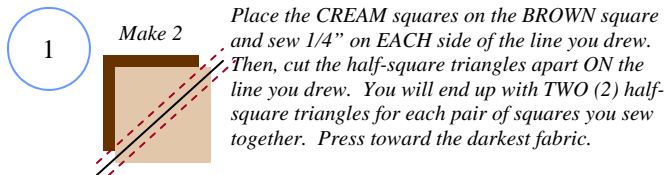
All Seams 1/4"
Finished Quilt = 69" x 89"
Finished Block for Quilt = 18"
Unfinished Block for Quilt = 18 1/2"

Fabric: "Pure" Designed by Sweetwater from Moda

Purchase the Kit from www.AbbiMays.com

Because there are 32 fabrics in this quilt kit, I will use the basic colors for the design, but please choose the fabrics that work best for your quilt.

Fabric:	Cut:
Cream	TWO (2) 6 7/8 squares, then draw a diagonal line, corner-to-corner, on the back of both squares
Brown	TWO (2) 6 7/8 squares
Brown	ONE (1) 6 1/2" square
Blue	FOUR (4) 6 1/2" squares



Retrieve your "Pure" 2011 Block of the Month free quilt project from BOMquilts.com and quilt fabric kit from www.AbbiMays.com - the online quilt fabric shop that's ALWAYS open!