



## "Chocolate Cake and Roses" 2013 Six-Month BOM Quilt

An Original Quilt Designed by TK Harrison, BOMquilts.com  
Brought to you by BOMquilts.com, AbbiMays.com & Aurifil Thread



**Luscious fabrics are used to make this one of our new favorites! [www.BOMquilts.com](http://www.BOMquilts.com)!**

**All Seams 1/4"**

**Finished Quilt = 68" square**

**Finished Block for Quilt = 15"**

**Unfinished Block for Quilt = 15 1/2"**

**Fabric: "Double Chocolat" Designed by 3 Sisters for Moda**

**Purchase the Kit from [www.AbbiMays.com](http://www.AbbiMays.com). Purchase Aurifil Thread from [Aurifil](http://Aurifil)**

**Press in the direction of the arrows. Remember to clip your triangle corners!**

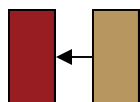


*Block 7*

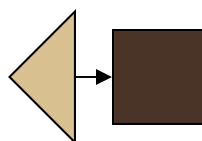
*Since there are a number of colorways in this fabric line, I will use the basic color of the fabric and you use your own ingenuity to choose which fabrics you feel would be the best match for placement.*

### Cutting for Block 7:

Red	Cut ONE (1) 5 1/2" square
Brown	Cut FOUR (4) 4" squares
Beige	Cut SIX (6) 3 3/8" squares - then cut the square diagonally, corner-to-corner, ONE (1) time. You will end up with TWO (2) triangles per square for a total of TWELVE (12) triangles.
Tan	Cut FOUR (4) 3" x 5 1/2" strips
Red	Cut FOUR (4) 3" x 5 1/2" strips
Blue	Cut TWO (2) 3 3/8" squares - then cut the square diagonally, corner-to-corner, ONE (1) time. You will end up with TWO (2) triangles per square for a total of FOUR (4) triangles.



*Make FOUR (4)*



*Make FOUR (4)*

**Download your "Chocolate Cake and Roses" 2013 Six-Month Block of the Month free quilt project from [www.BOMquilts.com](http://www.BOMquilts.com), quilt fabric kit from [www.AbbiMays.com](http://www.AbbiMays.com) and Aurifil thread from [Aurifil](http://Aurifil)!**

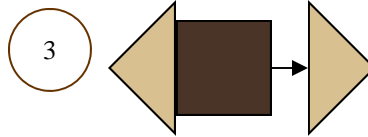
## "Chocolate Cake and Roses" 2013 Six-Month BOM Quilt

An Original Quilt Designed by TK Harrison, BOMquilts.com  
Brought to you by BOMquilts.com, AbbiMays.com & Aurifil Thread

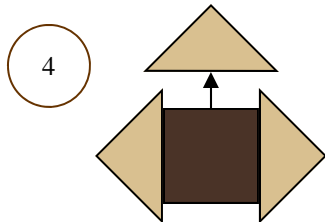


**Block 7**

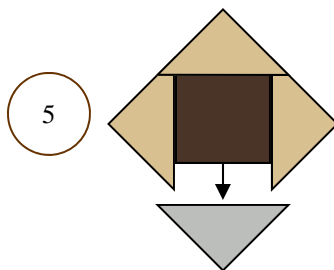
**Press in the direction of the arrows. Remember to clip your trian-**



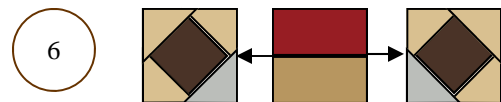
*Make FOUR (4)*



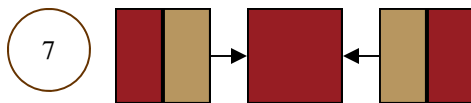
*Make FOUR (4)*



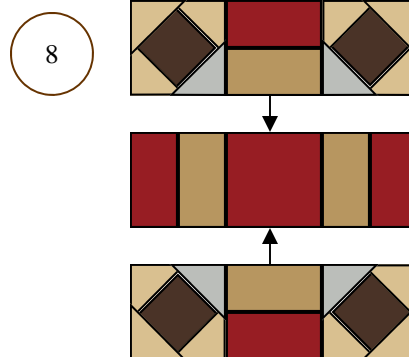
*Make FOUR (4)*



*Make TWO (2)*



*Make ONE (1)*



*"Chocolate Cake  
and Roses"  
Block 7*

Download your "Chocolate Cake and Roses" 2013 Six-Month Block of the Month  
free quilt project from [www.BOMquilts.com](http://www.BOMquilts.com), quilt fabric kit from  
[www.AbbMays.com](http://www.AbbMays.com) and Aurifil thread from [Aurifil!](http://Aurifil!)



## "Chocolate Cake and Roses" 2013 Six-Month BOM Quilt

An Original Quilt Designed by TK Harrison, BOMquilts.com  
Brought to you by BOMquilts.com, AbbiMays.com & Aurifil Thread



**Luscious fabrics are used to make this one of our new favorites! [www.BOMquilts.com](http://www.BOMquilts.com)!**

**All Seams 1/4"**

**Finished Quilt = 68" square**

**Finished Block for Quilt = 15"**

**Unfinished Block for Quilt = 15 1/2"**

**Fabric: "Double Chocolat" Designed by 3 Sisters for Moda**

**Purchase the Kit from [www.AbbiMays.com](http://www.AbbiMays.com). Purchase Aurifil Thread from [Aurifil](http://Aurifil)**

**Press in the direction of the arrows. Remember to clip your triangle corners!**

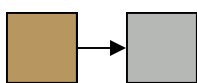


*Block 8*

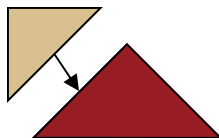
*Since there are a number of colorways in this fabric line, I will use the basic color of the fabric and you use your own ingenuity to choose which fabrics you feel would be the best match for placement.*

### Cutting for Block 8:

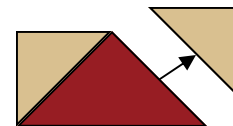
Red	Cut ONE (1) 5 1/2" square
Red	Cut ONE (1) 6 1/4" square - then cut the square diagonally, corner-to-corner, TWO (2) times so you end up with FOUR (4) triangles.
Blue	Cut TWO (2) 3 3/8" squares - then cut the square diagonally, corner-to-corner, ONE (1) time. You will end up with TWO (2) triangles per square for a total of FOUR (4) triangles.
Brown	Cut FOUR (4) 4" squares
Beige	Cut TEN (10) 3 3/8" squares - then cut the squares diagonally, corner-to-corner, ONE (1) time. You will end up with TWO (2) triangles per square for a total of TWENTY (20) triangles.
Blue	Cut FOUR (4) 3" squares
Tan	Cut FOUR (4) 3" squares



*Make FOUR (4)*



*Make FOUR (4)*



*Make FOUR (4)*

Download your "Chocolate Cake and Roses" 2013 Six-Month Block of the Month  
free quilt project from [www.BOMquilts.com](http://www.BOMquilts.com), quilt fabric kit from  
[www.AbbiMays.com](http://www.AbbiMays.com) and Aurifil thread from [Aurifil](http://Aurifil)!

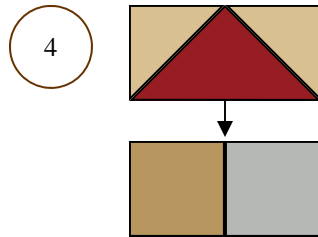
## "Chocolate Cake and Roses" 2013 Six-Month BOM Quilt

An Original Quilt Designed by TK Harrison, BOMquilts.com  
Brought to you by BOMquilts.com, AbbiMays.com & Aurifil Thread

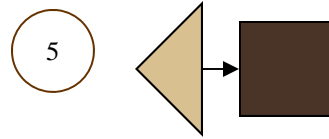


**Block 8**

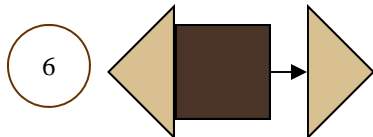
**Press in the direction of the arrows. Remember to clip your trian-**



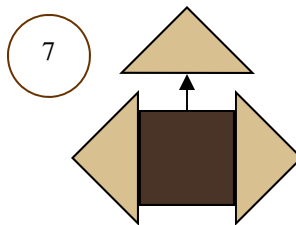
*Make FOUR (4)*



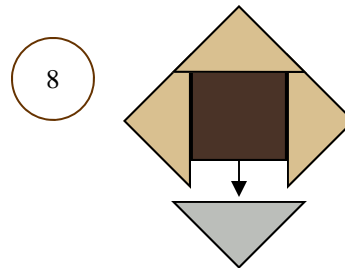
*Make FOUR (4)*



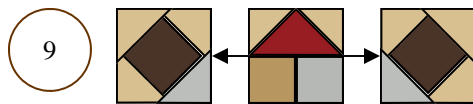
*Make FOUR (4)*



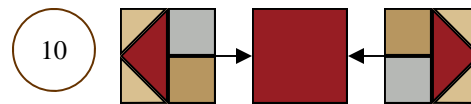
*Make FOUR (4)*



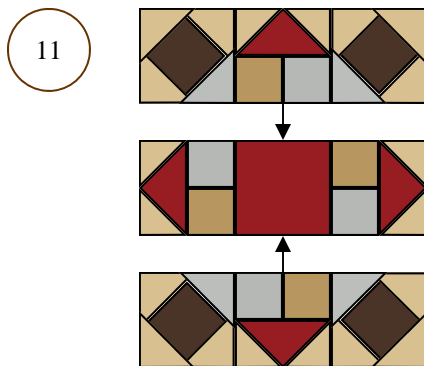
*Make FOUR (4)*



*Make TWO (2)*



*Make ONE (1)*



**"Chocolate Cake  
and Roses"  
Block 8**

Download your "Chocolate Cake and Roses" 2013 Six-Month Block of the Month free quilt project from [www.BOMquilts.com](http://www.BOMquilts.com), quilt fabric kit from [www.AbbMays.com](http://www.AbbMays.com) and Aurifil thread from [Aurifil!](http://Aurifil!)