




**“Modern Framed Classics: Bright & Beautiful”  
2015 BOM Quilt**

An Original Quilt Designed by TK Harrison, BOMquilts.com  
Brought to you by BOMquilts.com, AbbiMays.com & Aurifil Thread



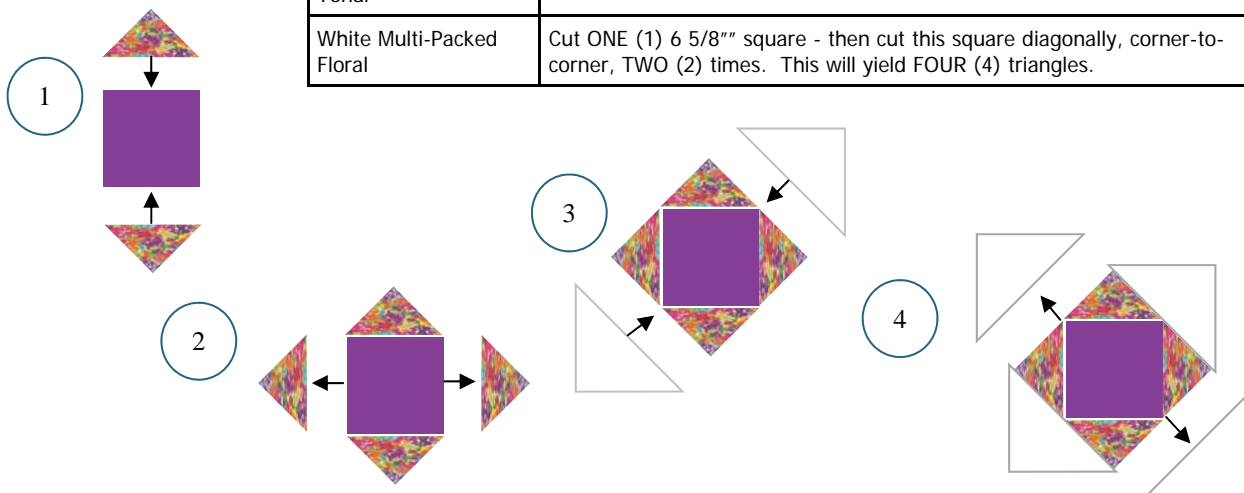
The 2015 block of the month quilt joins the growing trend of the modern quilt movement with classical quilt blocks pieced within modern frames. These attributes, along with this bold fabric combination, is what makes it Bright and Beautiful! This BOM quilt is for confident beginners up to advanced quilters.  
[www.BOMquilts.com!](http://www.BOMquilts.com)

**All Seams 1/4"**  
**Finished Quilt = 75" x 95"**  
**Finished Block for Quilt = 18"**  
**Unfinished Block for Quilt = 18 1/2"**



**Cutting for Block #5**

Green	Cut ONE (1) 5 7/8 x 13 1/8" strip
Green	Cut ONE (1) 5 7/8" x 18 1/2" strip
Green	Cut ONE (1) 2 1/4 x 13 1/8" strip
White	Cut TWO (2) 6 1/4" squares - then cut this square diagonally, corner-to-corner, ONE (1) time. This will yield TWO (2) triangles per square.
Veracruz Purple Floral Tonal	Cut ONE (1) 5 7/8" square
White Multi-Packed Floral	Cut ONE (1) 6 5/8" square - then cut this square diagonally, corner-to-corner, TWO (2) times. This will yield FOUR (4) triangles.




*Aurifil thread suggestions: #2021, #2311, #2543, #2815, #2882*

Download your “Modern Framed Classics: Bright & Beautiful” 2015 Block of the Month FREE quilt pattern from [www.BOMquilts.com](http://www.BOMquilts.com), quilt fabric kit from [www.AbbMays.com](http://www.AbbMays.com) and Aurifil thread from [Aurifil!](http://Aurifil!)



**“Modern Framed Classics: Bright & Beautiful”  
2015 BOM Quilt**

An Original Quilt Designed by TK Harrison, BOMquilts.com  
Brought to you by BOMquilts.com, AbbiMays.com & Aurifil Thread



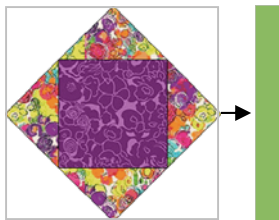
The 2015 block of the month quilt joins the growing trend of the modern quilt movement with classical quilt blocks pieced within modern frames. These attributes, along with this bold fabric combination, is what makes it Bright and Beautiful! This BOM quilt is for confident beginners up to advanced quilters.  
[www.BOMquilts.com!](http://www.BOMquilts.com)

All Seams 1/4"  
Finished Quilt = 75" x 95"  
Finished Block for Quilt = 18"  
Unfinished Block for Quilt = 18 1/2"




Block #5

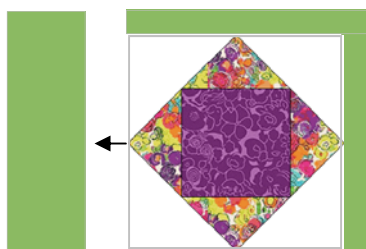
5



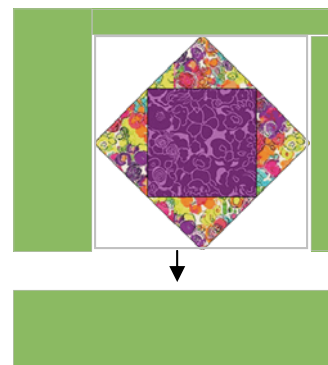
6



7



8



*Aurifil thread suggestions: #2021, #2311, #2543, #2815, #2882*

Download your “Modern Framed Classics: Bright & Beautiful” 2015 Block of the Month FREE quilt pattern from [www.BOMquilts.com](http://www.BOMquilts.com), quilt fabric kit from [www.AbbMays.com](http://www.AbbMays.com) and Aurifil thread from [Aurifil!](http://Aurifil!)