



“Shabby Love”


2016 Block of the Month Quilt

An Original Quilt Designed by TK Harrison from BOMquilts.com

Brought to you by BOMquilts.com, AbbiMays.com, The Warm Company & Aurifil Thread



BOMquilts.com



Shabby Chic is love! This original block of the month quilt from utilizes both pieced blocks and appliqué blocks. It's "Shabby Love"!

Finished Quilt = 74" x 93"
 Finished Block for Quilt = 17"
 Unfinished Block for Quilt = 17 1/2"
 Fabric: "Arbor Hill" from Benartex
 Purchase the Kit from www.AbbiMays.com

All Seams a precise 1/4"
Read ALL Instructions Before Beginning



Fabric Cuts for “Shabby Love” Block #3

| Fabric | Requirements Cuts |
|-----------------------------------|---|
| Floral Baby's Breath Pink | Cut ONE (1) 17 1/2" square |
| Paisley Fresh Blossom Light Green | Cut ONE (1) of the attached "Heart Center" template |
| Paisley Fresh Blossom Light Green | Cut TWO (2) of the attached "Heart Corner" templates |
| Steam-a-Seam 2® | Cut the same number of templates as for the fabric above. |
| Aurifil™ thread applique color | #1154 |



Prepare your Steam-a-Seam 2® by cutting out (about an inch larger) the attached "Heart Center" and "Heart Corner" templates. Following your manufacturers instructions, press the fusible web to the background block fabric. Finally, with your thread, secure the heart to your quilt block by using a blanket stitch (or a stitch of your preference).

The template has a seam allowance with the "Heart" for those who prefer to applique by hand. If you are using a fusible web and machine appliqueing, remember to follow the basic lines of the "Heart" template and ignore the seam allowance.


Shabby Love

Block #3 Templates

BOMquilts.com



Heart Corner Template
Cut TWO (2)



Heart Center Template
Cut ONE (1)