



“Shabby Love”


2016 Block of the Month Quilt

An Original Quilt Designed by TK Harrison from BOMquilts.com

Brought to you by BOMquilts.com, AbbiMays.com, The Warm Company & Aurifil Thread



BOMquilts.com



Shabby Chic is love! This original block of the month quilt from utilizes both pieced blocks and appliqué blocks. It's "Shabby Love"!

Finished Quilt = 74" x 93"
 Finished Block for Quilt = 17"
 Unfinished Block for Quilt = 17 1/2"
 Fabric: "Arbor Hill" from Benartex
 Purchase the Kit from www.AbbiMays.com

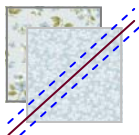
All Seams a precise 1/4"
Read ALL Instructions Before Beginning



Fabric Cuts for “Shabby Love” Block #7

Fabric	Requirements Cuts
Floral Baby's Breath Blue	Cut ONE (1) 9 3/4" square. On the back side of each square draw a diagonal line, corner-to-corner, ONE (1) time.
Floral Tossed Light Blue	Cut TWO (2) 5" squares. On the back side of each square draw a diagonal line, corner-to-corner, ONE (1) time.
Fresh Blossom Light Blue	Cut TWO (2) 5" squares.
Fresh Blossom Light Blue	Cut ONE (1) 9 3/4" square. Then cut this square diagonally, corner-to-corner, ONE (1) time. You will end up with TWO (2) triangles.
Arbor Paisley Light Pink	Cut ONE (1) 4 3/4" x 17 1/2" strip

1



Place the 5" FRESH BLOSSOM LIGHT BLUE square on the 5" FLORAL TOSSED LIGHT BLUE square (right sides together) and sew 1/4" on EACH SIDE of the line you drew. Then, cut the half-square triangles apart ON the line you drew. You will end up with TWO (2) half-square triangles per square. Press toward the darkest fabric. Clip the corners. Repeat for the remaining sets of squares of the same fabrics. Repeat the same process with the 9 3/4" squares.



“Shabby Love”


2016 Block of the Month Quilt

An Original Quilt Designed by TK Harrison from BOMquilts.com

Brought to you by BOMquilts.com, AbbiMays.com, The Warm Company & Aurifil Thread



BOMquilts.com



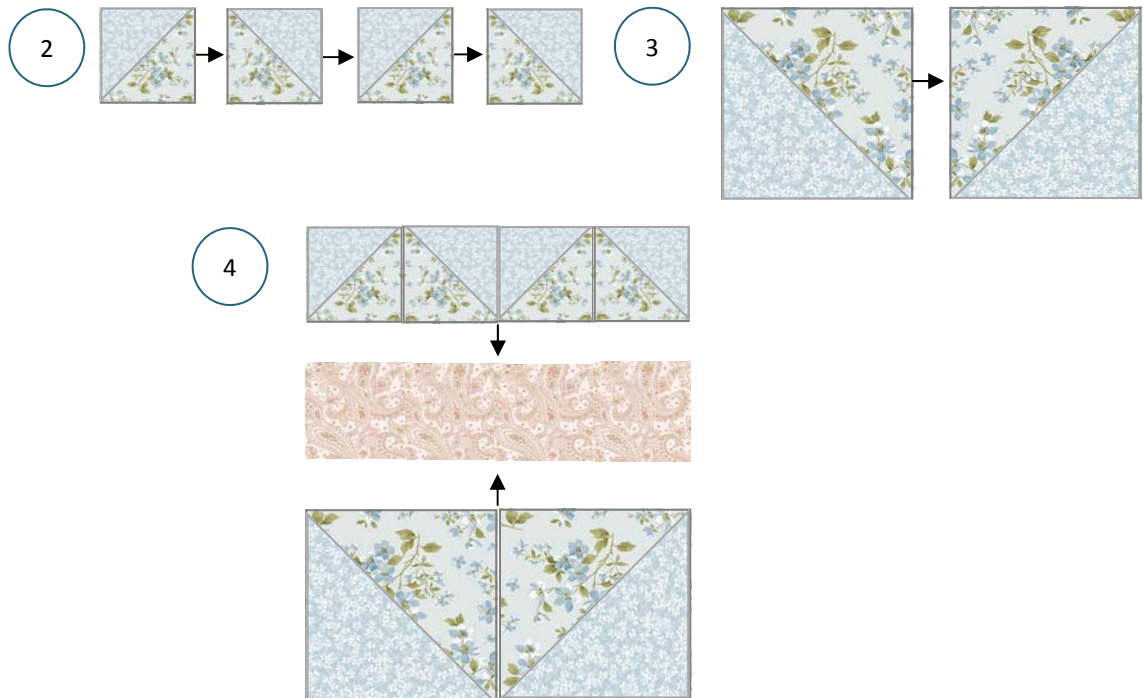
Shabby Chic is love! This original block of the month quilt from utilizes both pieced blocks and appliqué blocks. It's “Shabby Love”!

Finished Quilt = 74" x 93"
 Finished Block for Quilt = 17"
 Unfinished Block for Quilt = 17 1/2"
 Fabric: “Arbor Hill” from Benartex
 Purchase the Kit from www.AbbiMays.com

All Seams a precise 1/4"
Read ALL Instructions Before Beginning



“Shabby Love”
Block #7



This pattern has been tested, to the best of our ability. If your block does not come out the size shown, please try adjusting your needle position to the appropriate position (left or right)

© 2016 BOMQuilts.com - All Rights Reserved

For Personal Use ONLY