




## “Happiness is Quilting”

### 2017 Block of the Month Quilt

An Original Quilt Designed by TK Harrison from BOMquilts.com  
Brought to you by BOMquilts.com, Abbi May's Quilt Shop & Aurifil Thread



BOMquilts.com



Happiness is Quilting  
Block #3  
March 20, 2017

“Happiness is Quilting” features a color palate ranging from very light to very dark - all extremely pleasing to the eye!

[www.BOMquilts.com](http://www.BOMquilts.com)

Finished Quilt = 52” square

Finished Block for Quilt = 12”

Unfinished Block for Quilt = 12 1/2”

Fabric: “Happy Thoughts” designed by Alisse Courter from Camelot Fabrics

Purchase the Quilt Kit from [www.AbbiMays.com](http://www.AbbiMays.com)

Purchase Aurifil Thread from [Aurifil](http://Aurifil)

All Seams a scant 1/4” - Press in the direction of the arrows

**Read ALL Instructions Before Beginning**

These cutting instructions are for the “Happiness is Quilting” Block #3:

Fabric	Cutting Instructions
Vine on Blue	Cut TWO (2) 4” squares. Then cut the square diagonally, corner-to-corner, ONE (1) time. You will end up with TWO (2) triangles per square.
Floral in Tandoori	Cut TWO (2) 3 3/4” squares. Then cut the square diagonally, corner-to-corner, ONE (1) time. You will end up with TWO (2) triangles per square.
White	Cut TWO (2) 6 3/4” squares. Then cut the square diagonally, corner-to-corner, ONE (1) time. You will end up with TWO (2) triangles per square.
White	Cut ONE (1) 6 1/2” square

**Note:** Remember to clip your corners (aka dog ears).

**Note:** When sewing a square in the corner block, lightly press (or finger press) the center square in half each direction (vertical & horizontal). When adding your triangles, be sure the triangle points match up with your pressed lines in the center.

**Option:** To make a square in the middle blocks, cut your corner squares 1/2” **larger** than the pattern suggests. After sewing all four corners on the center square and pressing them, trim the squares so they are the exact the size you need. This helps eliminate uneven or incorrect sized blocks.



**Aurifil thread suggestions:**

**#1104, #2415, #2785, #5006 & #2309**



## “Happiness is Quilting”


2017 Block of the Month Quilt

An Original Quilt Designed by TK Harrison from BOMquilts.com

Brought to you by BOMquilts.com, Abbi May's Quilt Shop & Aurifil Thread




BOMquilts.com



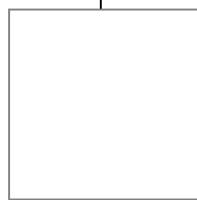

Happiness is Quilting  
Block #3  
March 20, 2017

1

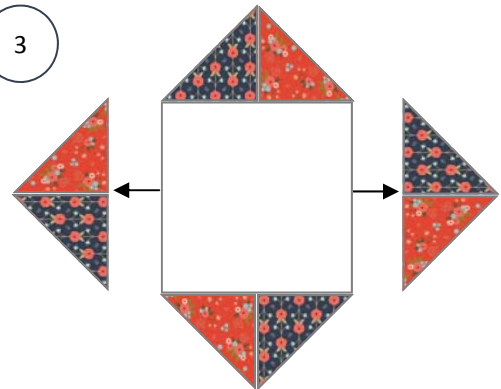


Make FOUR (4)

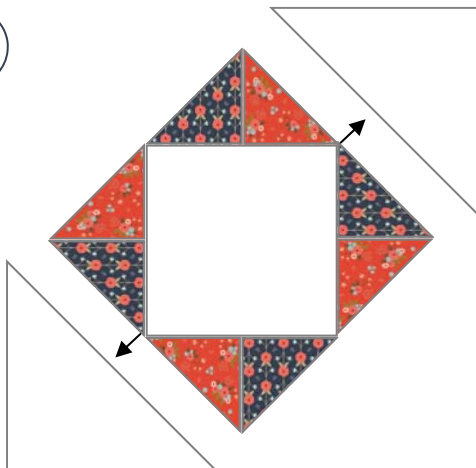
2



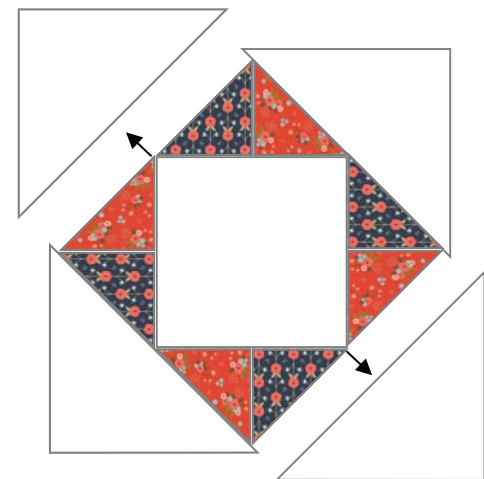
3



4



5



This pattern has been tested, to the best of our ability. If your block does not come out the size shown, please try adjusting your needle position to the appropriate position (left or right) and see if you get the correct block size.



**Aurifil thread suggestions:**  
#1104, #2415, #2785, #5006 &  
#2309