

"Windowsill Wonders"



2018 Row of the Month Quilt

An Original Quilt Design by TK Harrison from BOMquilts.com.

Brought to you by BOMquilts.com, Abbi May's Quilt Shop & Aurifil Thread



BOMquilts.com



"Windowsill Wonders" is a row of the month quilt featuring 1930's retro pastel fabrics.

www.BOMquilts.com!

Finished quilt = 75" x 84"

Finished Blocks for Quilt = 9"

Unfinished Blocks for Quilt = 9 1/2"

Purchase the Quilt Kit from

www.AbbiMays.com

Purchase Aurifil Thread from Aurifil

All seams a scant 1/4".


Press in the direction of the arrows.

Read ALL Instructions Before Beginning

Part One for Row #5



Flower Dot Pink
1/4 yard



White
1 fat quarter




Large Floral Pond
1/4 yard

This pattern has been tested, to the best of our ability. If your block does not come out the size shown, please try adjusting your needle position to the appropriate position (left or right)

© 2018 BOMQuilts.com - All Rights Reserved

For Personal Use ONLY



“Windowsill Wonders”


2018 Row of the Month Quilt

An Original Quilt Design by TK Harrison from BOMquilts.com.

Brought to you by BOMquilts.com, Abbi May’s Quilt Shop & Aurifil Thread



BOMquilts.com



Part One for Row #5

Fabric Cuts for Part #1 of Row #5 - Finished Size Blocks = 9 “ square, Unfinished Size Blocks = 9 1/2” square

Color	Cuts
Flower Dot Pink	Cut FOUR (4) 3 1/2” squares
Large Floral Pond	Cut SIXTEEN (16) 3” squares. Then cut each square diagonally, corner-to-corner, ONE (1) time. You will end up with TWO (2) triangles per square.
White	Cut SIXTEEN (16) 2 3/4” squares
White	Cut FOUR (4) 5 3/4” squares. Then cut each square diagonally, corner-to-corner, TWO (2) times. You will end up with FOUR (4) triangles per square.
White	Cut EIGHT (8) 3” squares. Then cut each square diagonally, corner-to-corner, ONE (1) time. You will end up with TWO (2) triangles per square.




Aurifil thread suggestions:
#1135, #2410, #2415, #5006 & #2309

This pattern has been tested, to the best of our ability. If your block does not come out the size shown, please try adjusting your needle position to the appropriate position (left or right)

© 2018 BOMQuilts.com - All Rights Reserved

For Personal Use ONLY



“Windowsill Wonders”


2018 Row of the Month Quilt

An Original Quilt Design by TK Harrison from BOMquilts.com.

Brought to you by BOMquilts.com, Abbi May’s Quilt Shop & Aurifil Thread



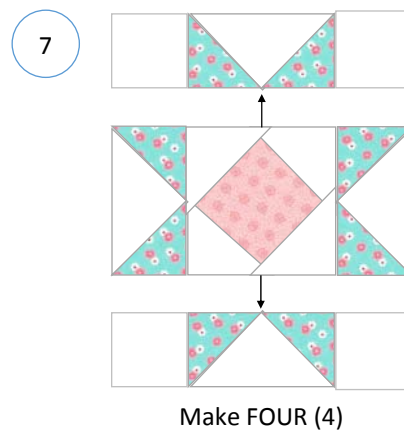
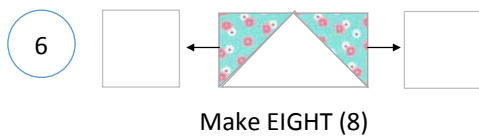
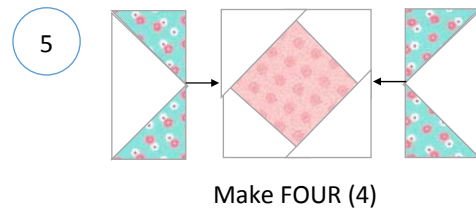
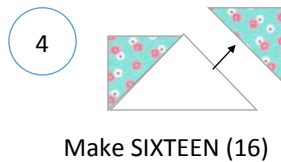
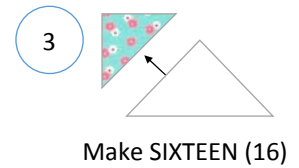
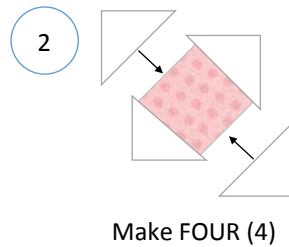
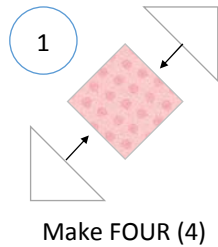

BOMquilts.com



Part One for Row #5 (continued)



Variable Star Quilt Block
Make FOUR (4)

Aurifil thread suggestions:
#1135, #2410, #2415, #5006 & #2309

This pattern has been tested, to the best of our ability. If your block does not come out the size shown, please try adjusting your needle position to the appropriate position (left or right)

© 2018 BOMQuilts.com - All Rights Reserved

For Personal Use ONLY