




“Windowsill Wonder”

2018 Row of the Month Quilt

An Original Quilt Designed by TK Harrison from BOMquilts.com
Brought to you by BOMquilts.com, Abbi May's Quilt Shop & Aurifil Thread



BOMquilts.com



“Windowsill Wonders” is a row of the month quilt featuring 1930's retro pastel fabrics.

www.BOMquilts.com!

Finished Quilt = 75" x 84"

Finished Block for Quilt = 9"

Unfinished Block for Quilt = 9 1/2"

Fabric: “Windowsill Garden” designed by Darlene Zimmerman from Robert Kaufman Fabrics

Purchase the Quilt Kit from


www.AbbiMays.com

Purchase Aurifil Thread from Aurifil

All Seams a scant 1/4"

Read ALL Instructions Before Beginning

Rows #2, #4, #6 & #8 Fabrics



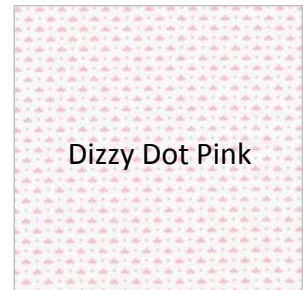
Allover Flower
Yellow



Dizzy Dot Yellow



Allover Flower
Pink



Dizzy Dot Pink



Aurifil thread suggestions:

#1135, #2410, #2415, #5006 & #2309



“Windowsill Wonder”

2018 Row of the Month Quilt

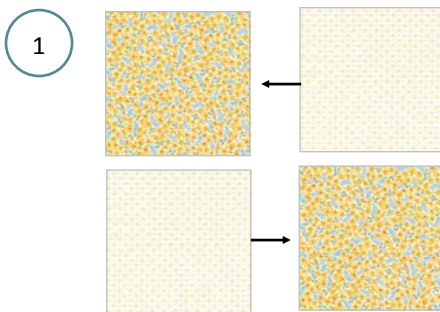
An Original Quilt Designed by TK Harrison from BOMquilts.com
 Brought to you by BOMquilts.com, Abbi May's Quilt Shop & Aurifil Thread



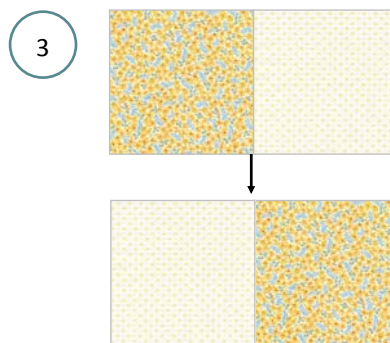
Rows #2, #4, #6 & #8 Fabrics

Fabric Cuts for Rows #2, #4, #6 & #8 - Finished size = 4 1/2" blocks, Unfinished size = 5"


Color	Cut
Dizzy Dot Yellow	Cut SIXTY-FOUR (64) 2 3/4" squares
Allover Flower Yellow	Cut SIXTY-FOUR (64) 2 3/4" squares
Dizzy Dot Pink	Cut SIXTY-FOUR (64) 2 3/4" squares
Allover Flower Pink	Cut SIXTY-FOUR (64) 2 3/4" squares



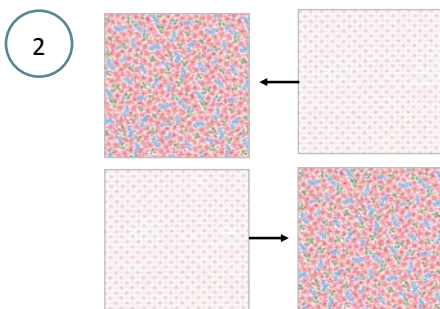
Make EIGHT (8)



Make EIGHT (8)



Make EIGHT (8)



Make EIGHT (8)

5 Sew SIXTEEN (16) blocks together to make a row, alternating the YELLOW blocks with the PINK blocks. Make TWO (2) rows beginning with the PINK four-patch blocks and TWO (2) rows beginning with the YELLOW four-patch blocks.



Aurifil thread suggestions:
 #1135, #2410, #2415, #5006 & #2309