

"Watching Snowflakes from a Window"

2014 Free "Christmas in July" Quilt Project from BOMQuilts.com & AbbiMays.com



Please Note: While TK Harrison's religious affiliation is as a Lutheran Christian, she designs her quilts with others in mind. If the colors are not applicable to your religious affiliation, feel free to substitute with the colors of your choice.



Fabric requirements include all fabric for the project top and binding.

This is an applique quilt project.

Finished Table Topper is 26 1/2" square

All seams are 1/4"

Press in the direction of the arrows.

Fabric	Amount
Green	5/8 yard
Gold	1/4 yard
Red (Includes Binding)	1/2 yard
White	1/2 yard

Cutting for the Quilt:

Fabric	Cuts
Green	Cut ONE (1) 20 1/2" square
Gold	Cut TWO (2) 1 1/2" x 20 1/2" strips (left & right Border #1)
Gold	Cut TWO (2) 1 1/2" x 22 1/2" strips (top & bottom Border #1)
Red	Cut TWO (2) 2 1/2" x 22 1/2" strips (left & right Border #2)
Red	Cut TWO (2) 2 1/2" x 26 1/2" strips (top & bottom Border #2)
Red	Cut and piece enough 2" x WOF strips to create your Binding
White	Cut FIFTEEN (15) of the attached template



Buy Your Fabric from [AbbiMays.com!](http://AbbiMays.com)



This pattern has been tested, to the best of our ability. If your block does not come out the size shown, please try adjusting your needle position to the appropriate position (left or right) and see if you get the correct block size.

© 2014 BOMQuilts.com - All Rights Reserved
For Personal Use ONLY

"Watching Snowflakes from a Window"

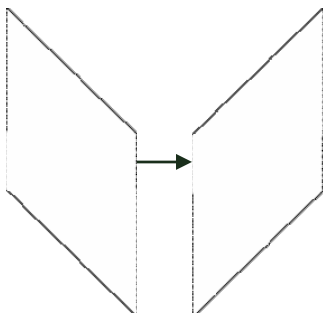
2014 Free "Christmas in July" Quilt Project from BOMQuilts.com & AbbiMays.com



Please Note: While TK Harrison's religious affiliation is as a Lutheran Christian, she designs her quilts with others in mind. If the colors are not applicable to your religious affiliation, feel free to substitute with the colors of your choice.

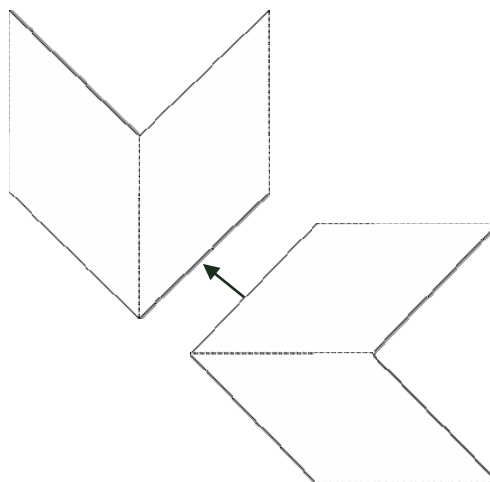
1

Begin by sewing your Lemoyne Star and Star Pieces together.



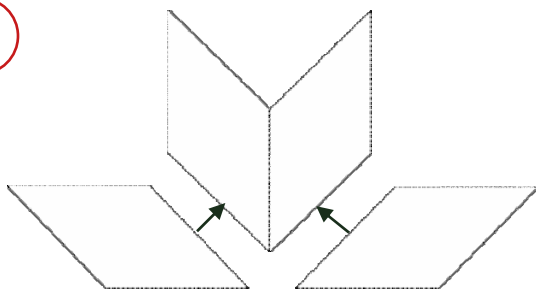
Make SEVEN (7)

2



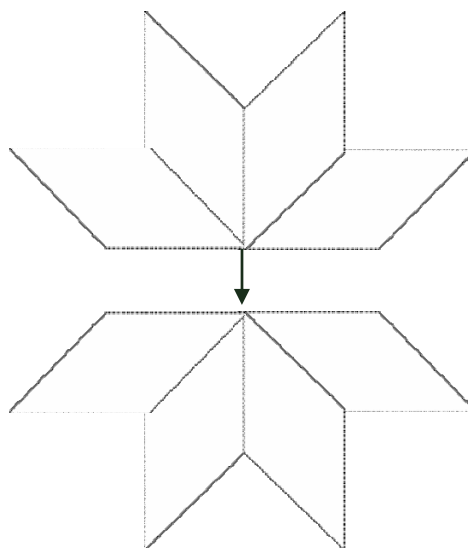
Make SIX (6)

3



Make THREE (3)

4



Make ONE (1)



Buy Your Fabric from AbbiMays.com!



This pattern has been tested, to the best of our ability. If your block does not come out the size shown, please try adjusting your needle position to the appropriate position (left or right) and see if you get the correct block size.

© 2014 BOMQuilts.com - All Rights Reserved
For Personal Use ONLY

"Christmas Lights at Night"

2013 Free "Christmas in July" Quilt Project
from BOMQuilts.com & AbbiMays.com

BOM Quilts

Block of the month quilts for every quilter

Christmas in July 2013
at BOMquilts.com

[Click Here >>](#)



Using the image below, applique your Eight Pointed Stars and Star Shapes to the Green background and add your borders in the order they are listed on the "Cutting for the Quilt" list on Page 1.



*Now, create your quilt sandwich, quilt as desired and add your binding.
Congratulations from BOMquilts.com and AbbiMays.com!*



Buy Your Fabric from AbbiMays.com!



This pattern has been tested, to the best of our ability. If your block does not come out the size shown, please try adjusting your needle position to the appropriate position (left or right) and see if you get the correct block size.

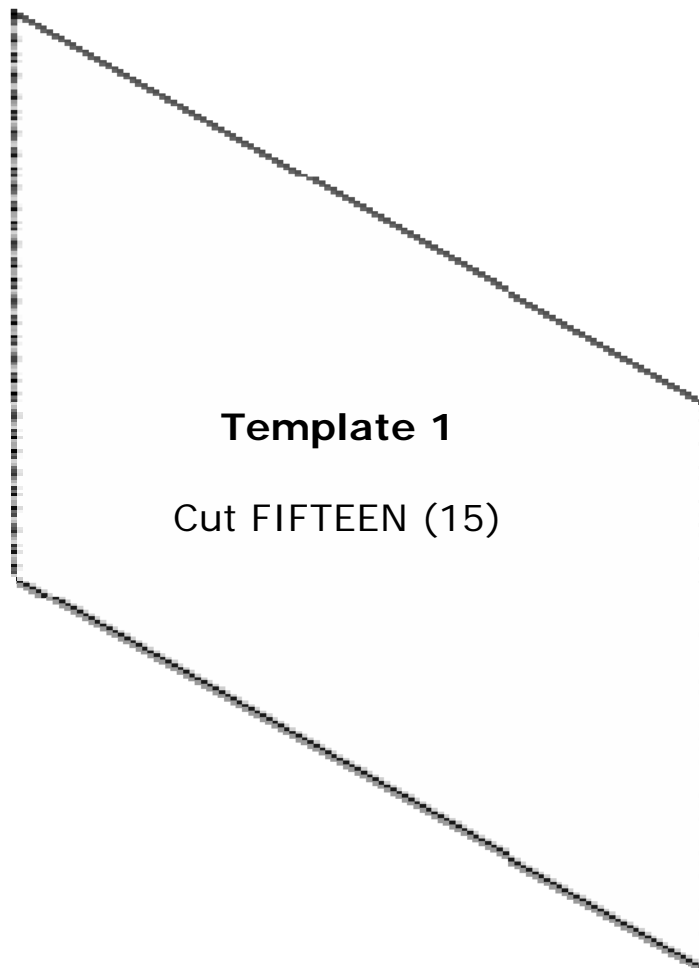
© 2014 BOMQuilts.com - All Rights Reserved
For Personal Use ONLY

"Watching Snowflakes from a Window"

2014 Free "Christmas in July" Quilt Project
from BOMQuilts.com & AbbiMays.com



Please Note: While TK Harrison's religious affiliation is as a Lutheran Christian, she designs her quilts with others in mind. If the colors are not applicable to your religious affiliation, feel free to substitute with the colors of your choice.



Template 1

Cut FIFTEEN (15)



Buy Your Fabric from [AbbiMays.com!](http://AbbiMays.com)



© 2014 BOMQuilts.com - All Rights Reserved
For Personal Use ONLY

This pattern has been tested, to the best of our ability. If your block does not come out the size shown, please try adjusting your needle position to the appropriate position (left or right) and see if you get the correct block size.