

# "Aspen Christmas Gathering"

2018 Free "Christmas in July" Quilt Project  
from BOMquilts.com & AbbiMays.com



Christmas in July 2018  
at BOMquilts.com!

Free original quilt patterns & projects posted  
once a week throughout July!

Click Here

Click Here



## Introduction Page

This image shows one **Block Set**.

To make a table topper, make one Block Set  
(24" square before a Border and Binding)

To make a bed runner, depending on the size of the bed, make  
three or more Block Sets.

To make a lap quilt make four Block Sets.

To make a larger quilt, make the number of block sets that will cre-  
ate the size of quilt you desire.

Featuring the "Friendly Gathering" fabric collection designed by Michael Davis for  
Wilmington Fabrics.

## Fabric Requirements for ONE (1) Block Set



Tossed Greenery  
Lt. Teal  
1/4 yard



Aspen Bark Gray  
1/4 yard



Snowflake White on  
White  
1/4 yard



Aspen Bark Taupe  
1/4 yard

**Purchase fabric kits, binding and the backing for your quilt at  
[www.AbbiMays.com](http://www.AbbiMays.com)!**



Buy Your Fabric from [AbbiMays.com](http://AbbiMays.com)!



This pattern has been tested, to the best of our ability. If your  
block does not come out the size shown, please try adjusting  
your needle position to the appropriate position (left or right)  
and see if you get the correct block size.

© 2018 BOMQuilts.com - All Rights Reserved  
For Personal Use ONLY

**"Aspen Christmas Gathering"**  
 2018 Free "Christmas in July" Quilt Project  
 from BOMQuilts.com & AbbiMays.com



**Christmas in July 2018**  
**at BOMquilts.com!**

Free original quilt patterns & projects posted  
 once a week throughout July!

Click Here

Click Here

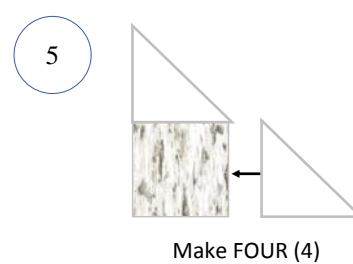
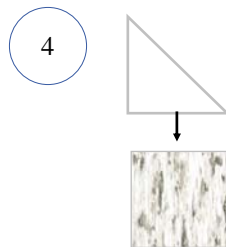
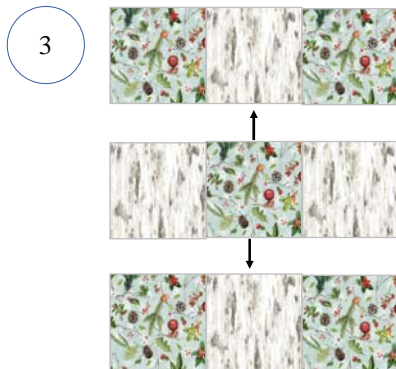

Finished Block Set = 24" square Unfinished Block Set = 24 1/2" square	All seams are a scant 1/4" Press in the direction of the arrows.  <i>Read all instructions before beginning.</i>
--	---

**See the Introduction page for the fabric requirements needed for the quilt project size of your choice.**

<b>Cutting for the "Aspen Christmas Gathering" Block Set.</b>	
<b>Fabric</b>	<b>Cuts</b>
Tossed Greenery Lt. Teal	Cut FIVE (5) 6" squares
Aspen Bark Gray	Cut FOUR (4) 6 1/2" squares
Aspen Bark Taupe	Cut FOUR (4) 6" squares
Snowflake White on White	Cut FOUR (4) 6 3/4" squares. Then cut each square diagonally, corner-to-corner, ONE (1) time. You will end up with TWO (2) triangles per square.



Make TWO (2)



Make FOUR (4)



Buy Your Fabric from [AbbiMays.com!](http://AbbiMays.com)





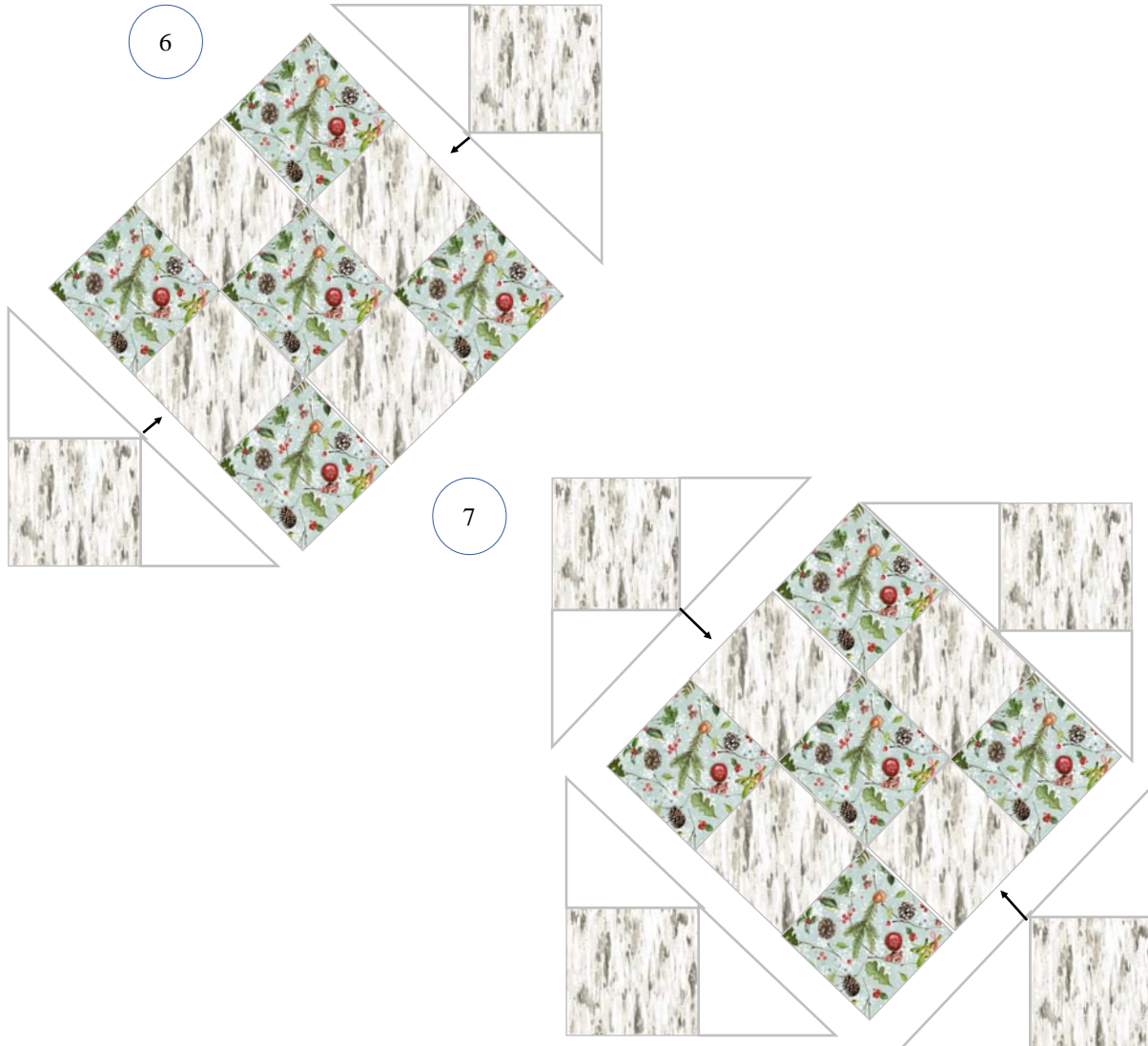
Click Here

Christmas in July 2018  
at BOMquilts.com!

Free original quilt patterns & projects posted  
once a week throughout July!

Click Here

**Piecing Instructions for ONE (1) Block Set (continued)**



Buy Your Fabric from [AbbiMays.com!](http://AbbiMays.com)



**"Aspen Christmas Gathering"**  
2018 Free "Christmas in July" Quilt Project  
from BOMQuilts.com & AbbiMays.com



Click Here

**Christmas in July 2018**  
**at BOMquilts.com!**



Click Here



*"Aspen Christmas Gathering" Block Set*

*Now, create your quilt sandwich with your quilt top, batting and backing then quilt as desired and finish with your binding.*

*Congratulations from [BOMquilts.com](http://BOMquilts.com) and [AbbiMays.com](http://AbbiMays.com)!*

**See the Introduction page for the fabric requirements needed for the quilt project size of your choice.**



Buy Your Fabric from [AbbiMays.com](http://AbbiMays.com)!



This pattern has been tested, to the best of our ability. If your block does not come out the size shown, please try adjusting your needle position to the appropriate position (left or right) and see if you get the correct block size.

© 2018 BOMQuilts.com - All Rights Reserved  
For Personal Use ONLY