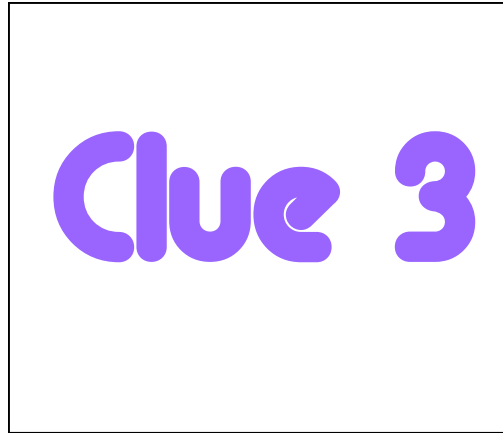


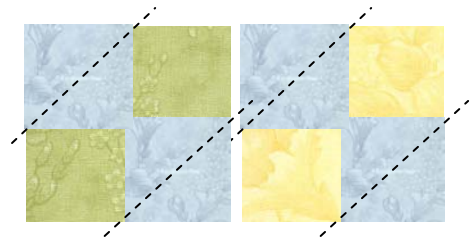
FQS Faded Hugs & Kisses Mystery Table Topper Quilt

2006 Mystery Table Topper Quilt from BOMQuilts.com &
FatQuarterShop.com

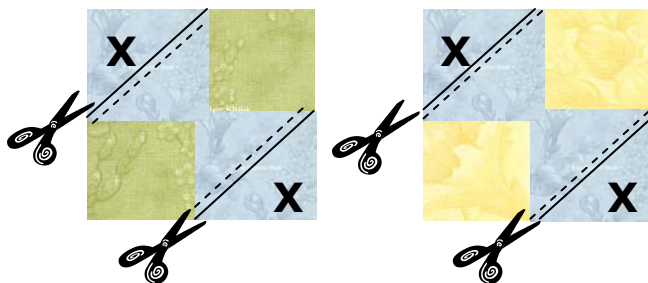


Piecing Your Fabrics


1) Sew Fabric E squares to two corners of the Fabric C & Fabric D - right sides together - as shown:



2) Cut your squares 1/4" from the seam you sewed and discard the corner fabric.



3) Press towards blue on all blocks. You will have 9 of each color 5" x 5" corner square-triangle blocks.



Go to Clue 4!